

**Illinois State University (online) ( 2012 Other )**

SIUC/Core Institute  
374 East Grand Avenue  
(618) 453-4420  
Carbondale, IL 62901

Consortium Number = 7149  
Institution Number = 1581  
Number of Surveys = 534

**Cross-tabulation Report**  
Core Alcohol and Drug Survey - Long Form

Wednesday, March 28, 2012  
Page 1 of 53

**1. Classification**

	Male		Female		Unknown		Total		
	Freq.	Pct.	Freq.	Pct.	Freq.	Pct.	Freq.	Pct.	
01 Freshman	30	24	111	27	0	0	141	26.5	
02 Sophomore	17	14	90	22	0	0	107	20.1	
03 Junior	31	25	115	28	2	100	148	27.8	
04 Senior	45	36	89	22	0	0	134	25.2	
05 Grad/professional	0	0	0	0	0	0	0	0.0	
06 Not seeking a degree	0	0	0	0	0	0	0	0.0	
07 Other	1	1	1	0	0	0	2	0.4	
Valid responses =	124	23	406	76	2	0	532	99.6	

Invalid responses include no response or multiple responses.

**2. Age**

	Male		Female		Unknown		Total		
	Freq.	Pct.	Freq.	Pct.	Freq.	Pct.	Freq.	Pct.	
18	14	11	62	15	0	0	76	14.3	
19	23	19	103	25	1	50	127	23.8	
20	27	22	97	24	0	0	124	23.3	
21	26	21	87	21	1	50	114	21.4	
22	12	10	38	9	0	0	50	9.4	
23	9	7	6	1	0	0	15	2.8	
24	3	2	4	1	0	0	7	1.3	
25	4	3	2	0	0	0	6	1.1	
26	1	1	2	0	0	0	3	0.6	
27	1	1	2	0	0	0	3	0.6	
28	1	1	1	0	0	0	2	0.4	
29	0	0	1	0	0	0	1	0.2	
30	2	2	1	0	0	0	3	0.6	
41	0	0	1	0	0	0	1	0.2	
51	1	1	0	0	0	0	1	0.2	
Valid responses =	124	23	407	76	2	0	533	99.8	

Invalid responses include no response or multiple responses.

**3. Ethnic origin**

	Male		Female		Unknown		Total		
	Freq.	Pct.	Freq.	Pct.	Freq.	Pct.	Freq.	Pct.	
01 American Indian/Alaskan Native	2	2	1	0	0	0	3	0.6	
02 Hispanic	5	4	22	5	0	0	27	5.1	
03 Asian/Pacific Islander	3	2	11	3	0	0	14	2.6	
04 White (non-Hispanic)	108	87	345	85	1	50	454	85.3	
05 Black (non-Hispanic)	3	2	20	5	0	0	23	4.3	
06 Other	3	2	7	2	1	50	11	2.1	
Valid responses =	124	23	406	76	2	0	532	99.6	

Invalid responses include no response or multiple responses.

**4. Marital status**

	Male		Female		Unknown		Total		
	Freq.	Pct.	Freq.	Pct.	Freq.	Pct.	Freq.	Pct.	
01 Single	120	97	401	99	2	100	523	98.3	
02 Married	4	3	5	1	0	0	9	1.7	
03 Separated	0	0	0	0	0	0	0	0.0	
04 Divorced	0	0	0	0	0	0	0	0.0	
05 Widowed	0	0	0	0	0	0	0	0.0	
Valid responses =	124	23	406	76	2	0	532	99.6	

Invalid responses include no response or multiple responses.

**Illinois State University (online) ( 2012 Other )**

SIUC/Core Institute  
374 East Grand Avenue  
(618) 453-4420  
Carbondale, IL 62901

Consortium Number = 7149  
Institution Number = 1581  
Number of Surveys = 534

**Cross-tabulation Report**  
Core Alcohol and Drug Survey - Long Form

Wednesday, March 28, 2012  
Page 2 of 53

**5. Gender**

	Male		Female		Unknown		Total		
	Freq.	Pct.	Freq.	Pct.	Freq.	Pct.	Freq.	Pct.	
01 Male	124	100	0	0	0	0	124	23.4	
02 Female	0	0	407	100	0	0	407	76.6	
Valid responses =	124	23	407	77	0	0	531	99.4	

Invalid responses include no response or multiple responses.

**6. Is your current residence as a student**

	Male		Female		Unknown		Total		
	Freq.	Pct.	Freq.	Pct.	Freq.	Pct.	Freq.	Pct.	
01 On-campus	65	52	257	63	1	50	323	60.6	
02 Off-campus	59	48	150	37	1	50	210	39.4	
Valid responses =	124	23	407	76	2	0	533	99.8	

Invalid responses include no response or multiple responses.

**7. Are you working**

	Male		Female		Unknown		Total		
	Freq.	Pct.	Freq.	Pct.	Freq.	Pct.	Freq.	Pct.	
01 Yes, full-time	3	2	8	2	0	0	11	2.1	
02 Yes, part-time	57	46	210	52	2	100	269	50.6	
03 No	63	51	189	46	0	0	252	47.4	
Valid responses =	123	23	407	77	2	0	532	99.6	

Invalid responses include no response or multiple responses.

**8A. Living arrangements (Where)**

	Male		Female		Unknown		Total		
	Freq.	Pct.	Freq.	Pct.	Freq.	Pct.	Freq.	Pct.	
01 House/apartment/etc.	63	51	164	40	1	50	228	42.8	
02 Residence hall	59	48	232	57	1	50	292	54.8	
03 Approved housing	1	1	0	0	0	0	1	0.2	
04 Fraternity or sorority	1	1	7	2	0	0	8	1.5	
05 Other	0	0	4	1	0	0	4	0.8	
Valid responses =	124	23	407	76	2	0	533	99.8	

Invalid responses include no response or multiple responses.

**8B. Living arrangements (With whom)**

	Male		Female		Unknown		Total		
	Freq.	Pct.	Freq.	Pct.	Freq.	Pct.	Freq.	Pct.	
01 With roommate(s)	103	83	343	84	1	33	447	83.7	
02 Alone	13	10	39	10	1	33	53	9.9	
03 With parent(s)	3	2	13	3	0	0	16	3.0	
04 With spouse	4	3	7	2	0	0	11	2.1	
05 With children	1	1	4	1	0	0	5	0.9	
06 Other	3	2	11	3	0	0	14	2.6	

Valid responses = all responses and blanks: since multiple responses were possible, more than 100% may be indicated.

**9. Approximate cumulative grade point average**

	Male		Female		Unknown		Total	
	Freq.	Pct.	Freq.	Pct.	Freq.	Pct.	Freq.	Pct.
01 F	1	1	1	0	0	0	2	0.4
02 D-	0	0	1	0	0	0	1	0.2
03 D	1	1	0	0	0	0	1	0.2
04 D+	1	1	0	0	0	0	1	0.2
05 C-	0	0	4	1	0	0	4	0.8
06 C	5	4	17	4	0	0	22	4.1
07 C+	14	11	22	5	1	50	37	6.9
08 B-	11	9	35	9	0	0	46	8.6
09 B	28	23	77	19	0	0	105	19.7
10 B+	20	16	62	15	0	0	82	15.4
11 A-	20	16	57	14	1	50	78	14.6
12 A	17	14	100	25	0	0	117	22.0
13 A+	6	5	31	8	0	0	37	6.9
Valid responses =	124	23	407	76	2	0	533	99.8

Invalid responses include no response or multiple responses.

**10a. Some students have indicated that alcohol or drug use at parties they attend in and around campus reduces their enjoyment, often leads to negative situations, and therefore, they would rather not have alcohol and drugs available and used. Other students have indicated that alcohol and drug use at parties increases their enjoyment, often leads to positive situations, and therefore, they would rather have alcohol and drugs available and used. Which of these is closest to your own view?**

**With regard to drugs**

	Male		Female		Unknown		Total	
	Freq.	Pct.	Freq.	Pct.	Freq.	Pct.	Freq.	Pct.
01 have available	38	31	54	13	0	0	92	17.3
02 not have available	86	69	353	87	2	100	441	82.7
Valid responses =	124	23	407	76	2	0	533	99.8

Invalid responses include no response or multiple responses.

**10b. Some students have indicated that alcohol or drug use at parties they attend in and around campus reduces their enjoyment, often leads to negative situations, and therefore, they would rather not have alcohol and drugs available and used. Other students have indicated that alcohol and drug use at parties increases their enjoyment, often leads to positive situations, and therefore, they would rather have alcohol and drugs available and used. Which of these is closest to your own view?**

**With regard to alcohol**

	Male		Female		Unknown		Total	
	Freq.	Pct.	Freq.	Pct.	Freq.	Pct.	Freq.	Pct.
01 have available	103	83	308	76	1	50	412	77.4
02 not have available	21	17	98	24	1	50	120	22.6
Valid responses =	124	23	406	76	2	0	532	99.6

Invalid responses include no response or multiple responses.

**11. Student status**

	Male		Female		Unknown		Total	
	Freq.	Pct.	Freq.	Pct.	Freq.	Pct.	Freq.	Pct.
01 Full-time (12+ credits)	121	98	401	99	2	100	524	98.3
02 Part-time (1-11 credits)	3	2	6	1	0	0	9	1.7
Valid responses =	124	23	407	76	2	0	533	99.8

Invalid responses include no response or multiple responses.

**12a. Campus situation on alcohol and drugs**

**a. Does your campus have alcohol and drug policies**

	Male		Female		Unknown		Total		
	Freq.	Pct.	Freq.	Pct.	Freq.	Pct.	Freq.	Pct.	
01 Yes	119	98	395	97	2	100	516	97.4	
02 No	1	1	0	0	0	0	1	0.2	
03 Don't Know	2	2	11	3	0	0	13	2.5	
Valid responses =	122	23	406	77	2	0	530	99.3	

Invalid responses include no response or multiple responses.

**12b. Campus situation on alcohol and drugs**

**b. If so, are they enforced**

	Male		Female		Unknown		Total		
	Freq.	Pct.	Freq.	Pct.	Freq.	Pct.	Freq.	Pct.	
01 Yes	106	89	327	83	1	50	434	84.1	
02 No	4	3	23	6	0	0	27	5.2	
03 Don't Know	9	8	45	11	1	50	55	10.7	
Valid responses =	119	23	395	77	2	0	516	96.6	

Invalid responses include no response or multiple responses.

**12c. Campus situation on alcohol and drugs**

**c. Does your campus have a drug and alcohol prevention program**

	Male		Female		Unknown		Total		
	Freq.	Pct.	Freq.	Pct.	Freq.	Pct.	Freq.	Pct.	
01 Yes	83	68	253	63	0	0	336	63.8	
02 No	2	2	9	2	0	0	11	2.1	
03 Don't Know	37	30	141	35	2	100	180	34.2	
Valid responses =	122	23	403	76	2	0	527	98.7	

Invalid responses include no response or multiple responses.

**12d. Campus situation on alcohol and drugs**

**d. Do you believe your campus is concerned about the prevention of drug and alcohol use**

	Male		Female		Unknown		Total		
	Freq.	Pct.	Freq.	Pct.	Freq.	Pct.	Freq.	Pct.	
01 Yes	101	82	345	85	1	50	447	84.5	
02 No	13	11	28	7	1	50	42	7.9	
03 Don't Know	9	7	31	8	0	0	40	7.6	
Valid responses =	123	23	404	76	2	0	529	99.1	

Invalid responses include no response or multiple responses.

**12e. Campus situation on alcohol and drugs**

**e. Are you actively involved in efforts to prevent drug and alcohol use problems on your campus**

	Male		Female		Unknown		Total		
	Freq.	Pct.	Freq.	Pct.	Freq.	Pct.	Freq.	Pct.	
01 Yes	17	14	44	11	0	0	61	11.5	
02 No	106	86	361	89	2	100	469	88.5	
Valid responses =	123	23	405	76	2	0	530	99.3	

Invalid responses include no response or multiple responses.

**13. Place of permanent residence**

	Male		Female		Unknown		Total		
	Freq.	Pct.	Freq.	Pct.	Freq.	Pct.	Freq.	Pct.	
01 In-state	121	98	396	97	2	100	519	97.4	
02 USA, out of state	3	2	10	2	0	0	13	2.4	
03 Other country	0	0	1	0	0	0	1	0.2	
Valid responses =	124	23	407	76	2	0	533	99.8	

Invalid responses include no response or multiple responses.

**14. Think back over the last two weeks. How many times have you had five or more drinks at a sitting**

	Male		Female		Unknown		Total		
	Freq.	Pct.	Freq.	Pct.	Freq.	Pct.	Freq.	Pct.	
01 None	43	35	197	48	2	100	242	45.4	
02 Once	20	16	77	19	0	0	97	18.2	
03 Twice	24	19	62	15	0	0	86	16.1	
04 3 to 5 times	27	22	59	14	0	0	86	16.1	
05 6 to 9 times	8	6	9	2	0	0	17	3.2	
06 10 or more times	2	2	3	1	0	0	5	0.9	
Valid responses =	124	23	407	76	2	0	533	99.8	

Invalid responses include no response or multiple responses.

**15. Average # of drinks you consume a week**

	Male		Female		Unknown		Total		
	Freq.	Pct.	Freq.	Pct.	Freq.	Pct.	Freq.	Pct.	
00	31	25	123	31	1	50	155	29.4	
01	8	7	58	14	1	50	67	12.7	
02	9	7	42	10	0	0	51	9.7	
03	8	7	29	7	0	0	37	7.0	
04	5	4	17	4	0	0	22	4.2	
05	6	5	30	7	0	0	36	6.8	
06	5	4	26	6	0	0	31	5.9	
07	2	2	4	1	0	0	6	1.1	
08	5	4	15	4	0	0	20	3.8	
09	2	2	1	0	0	0	3	0.6	
10	9	7	19	5	0	0	28	5.3	
12	5	4	12	3	0	0	17	3.2	
13	1	1	1	0	0	0	2	0.4	
14	0	0	4	1	0	0	4	0.8	
15	6	5	6	1	0	0	12	2.3	
16	1	1	0	0	0	0	1	0.2	
18	0	0	2	0	0	0	2	0.4	
20	6	5	10	2	0	0	16	3.0	
21	1	1	0	0	0	0	1	0.2	
22	3	2	0	0	0	0	3	0.6	
24	1	1	0	0	0	0	1	0.2	
25	1	1	3	1	0	0	4	0.8	
30	5	4	0	0	0	0	5	0.9	
36	0	0	1	0	0	0	1	0.2	
40	2	2	0	0	0	0	2	0.4	
45	1	1	0	0	0	0	1	0.2	
Valid responses =	123	23	403	76	2	0	528	98.9	

Invalid responses include no response or multiple responses.

	<b>Mean</b>	<b>Std Dev</b>
<b>Male</b>	8.1463	9.7331
<b>Female</b>	3.9702	5.2499
<b>Overall</b>	4.9299	6.7933

**Illinois State University (online) ( 2012 Other )**

SIUC/Core Institute  
374 East Grand Avenue  
(618) 453-4420  
Carbondale, IL 62901

Consortium Number = 7149  
Institution Number = 1581  
Number of Surveys = 534

**Cross-tabulation Report**  
Core Alcohol and Drug Survey - Long Form

Wednesday, March 28, 2012  
Page 6 of 53

**16a. At what age did you first use tobacco (smoke, chew, snuff)**

	Male		Female		Unknown		Total		
	Freq.	Pct.	Freq.	Pct.	Freq.	Pct.	Freq.	Pct.	
01 Never	61	50	265	65	2	100	328	61.8	
02 Under 10	0	0	1	0	0	0	1	0.2	
03 10 - 11	0	0	1	0	0	0	1	0.2	
04 12 - 13	4	3	10	2	0	0	14	2.6	
05 14 - 15	11	9	22	5	0	0	33	6.2	
06 16 - 17	20	16	49	12	0	0	69	13.0	
07 18 - 20	24	20	55	14	0	0	79	14.9	
08 21 - 25	3	2	2	0	0	0	5	0.9	
09 26+	0	0	1	0	0	0	1	0.2	
Valid responses =	123	23	406	76	2	0	531	99.4	

Invalid responses include no response or multiple responses.

**16b. At what age did you first use alcohol (beer, wine, liquor)**

	Male		Female		Unknown		Total		
	Freq.	Pct.	Freq.	Pct.	Freq.	Pct.	Freq.	Pct.	
01 Never	9	7	54	13	0	0	63	11.9	
02 Under 10	2	2	1	0	0	0	3	0.6	
03 10 - 11	0	0	1	0	0	0	1	0.2	
04 12 - 13	6	5	10	2	0	0	16	3.0	
05 14 - 15	15	12	64	16	0	0	79	14.9	
06 16 - 17	30	24	115	28	1	50	146	27.5	
07 18 - 20	54	44	148	36	1	50	203	38.2	
08 21 - 25	7	6	13	3	0	0	20	3.8	
09 26+	0	0	0	0	0	0	0	0.0	
Valid responses =	123	23	406	76	2	0	531	99.4	

Invalid responses include no response or multiple responses.

**16c. At what age did you first use marijuana (pot, hash, hash oil)**

	Male		Female		Unknown		Total		
	Freq.	Pct.	Freq.	Pct.	Freq.	Pct.	Freq.	Pct.	
01 Never	65	53	240	59	1	50	306	57.6	
02 Under 10	0	0	0	0	0	0	0	0.0	
03 10 - 11	0	0	0	0	0	0	0	0.0	
04 12 - 13	0	0	3	1	0	0	3	0.6	
05 14 - 15	12	10	23	6	0	0	35	6.6	
06 16 - 17	27	22	52	13	0	0	79	14.9	
07 18 - 20	18	15	83	20	1	50	102	19.2	
08 21 - 25	1	1	4	1	0	0	5	0.9	
09 26+	0	0	1	0	0	0	1	0.2	
Valid responses =	123	23	406	76	2	0	531	99.4	

Invalid responses include no response or multiple responses.

**16d. At what age did you first use cocaine (crack, rock, freebase)**

	Male		Female		Unknown		Total		
	Freq.	Pct.	Freq.	Pct.	Freq.	Pct.	Freq.	Pct.	
01 Never	110	90	394	97	2	100	506	95.5	
02 Under 10	0	0	1	0	0	0	1	0.2	
03 10 - 11	0	0	0	0	0	0	0	0.0	
04 12 - 13	0	0	0	0	0	0	0	0.0	
05 14 - 15	0	0	0	0	0	0	0	0.0	
06 16 - 17	3	2	1	0	0	0	4	0.8	
07 18 - 20	7	6	5	1	0	0	12	2.3	
08 21 - 25	1	1	4	1	0	0	5	0.9	
09 26+	1	1	1	0	0	0	2	0.4	
Valid responses =	122	23	406	77	2	0	530	99.3	

Invalid responses include no response or multiple responses.

**Illinois State University (online) ( 2012 Other )**

SIUC/Core Institute  
374 East Grand Avenue  
(618) 453-4420  
Carbondale, IL 62901

Consortium Number = 7149  
Institution Number = 1581  
Number of Surveys = 534

**Cross-tabulation Report**  
Core Alcohol and Drug Survey - Long Form

Wednesday, March 28, 2012  
Page 7 of 53

**16e. At what age did you first use amphetamines (diet pills, speed)**

	Male		Female		Unknown		Total		
	Freq.	Pct.	Freq.	Pct.	Freq.	Pct.	Freq.	Pct.	
01 Never	106	87	385	95	2	100	493	93.2	
02 Under 10	0	0	2	0	0	0	2	0.4	
03 10 - 11	0	0	0	0	0	0	0	0.0	
04 12 - 13	0	0	1	0	0	0	1	0.2	
05 14 - 15	1	1	0	0	0	0	1	0.2	
06 16 - 17	3	2	6	1	0	0	9	1.7	
07 18 - 20	10	8	9	2	0	0	19	3.6	
08 21 - 25	2	2	1	0	0	0	3	0.6	
09 26+	0	0	1	0	0	0	1	0.2	
Valid responses =	122	23	405	77	2	0	529	99.1	

Invalid responses include no response or multiple responses.

**16f. At what age did you first use sedatives (downers, ludes)**

	Male		Female		Unknown		Total		
	Freq.	Pct.	Freq.	Pct.	Freq.	Pct.	Freq.	Pct.	
01 Never	113	93	392	97	2	100	507	95.8	
02 Under 10	0	0	1	0	0	0	1	0.2	
03 10 - 11	0	0	0	0	0	0	0	0.0	
04 12 - 13	0	0	0	0	0	0	0	0.0	
05 14 - 15	0	0	0	0	0	0	0	0.0	
06 16 - 17	1	1	4	1	0	0	5	0.9	
07 18 - 20	5	4	6	1	0	0	11	2.1	
08 21 - 25	3	2	1	0	0	0	4	0.8	
09 26+	0	0	1	0	0	0	1	0.2	
Valid responses =	122	23	405	77	2	0	529	99.1	

Invalid responses include no response or multiple responses.

**16g. At what age did you first use hallucinogens (LSD, PCP)**

	Male		Female		Unknown		Total		
	Freq.	Pct.	Freq.	Pct.	Freq.	Pct.	Freq.	Pct.	
01 Never	106	86	390	97	2	100	498	94.3	
02 Under 10	0	0	0	0	0	0	0	0.0	
03 10 - 11	0	0	0	0	0	0	0	0.0	
04 12 - 13	0	0	0	0	0	0	0	0.0	
05 14 - 15	0	0	1	0	0	0	1	0.2	
06 16 - 17	7	6	1	0	0	0	8	1.5	
07 18 - 20	9	7	9	2	0	0	18	3.4	
08 21 - 25	0	0	1	0	0	0	1	0.2	
09 26+	1	1	1	0	0	0	2	0.4	
Valid responses =	123	23	403	76	2	0	528	98.9	

Invalid responses include no response or multiple responses.

**16h. At what age did you first use opiates (heroin, smack, horse)**

	Male		Female		Unknown		Total		
	Freq.	Pct.	Freq.	Pct.	Freq.	Pct.	Freq.	Pct.	
01 Never	115	94	401	99	2	100	518	98.1	
02 Under 10	0	0	0	0	0	0	0	0.0	
03 10 - 11	0	0	0	0	0	0	0	0.0	
04 12 - 13	0	0	0	0	0	0	0	0.0	
05 14 - 15	1	1	0	0	0	0	1	0.2	
06 16 - 17	2	2	0	0	0	0	2	0.4	
07 18 - 20	4	3	2	0	0	0	6	1.1	
08 21 - 25	0	0	0	0	0	0	0	0.0	
09 26+	0	0	1	0	0	0	1	0.2	
Valid responses =	122	23	404	77	2	0	528	98.9	

Invalid responses include no response or multiple responses.

**Illinois State University (online) ( 2012 Other )**

SIUC/Core Institute  
374 East Grand Avenue  
(618) 453-4420  
Carbondale, IL 62901

Consortium Number = 7149  
Institution Number = 1581  
Number of Surveys = 534

**Cross-tabulation Report**  
Core Alcohol and Drug Survey - Long Form

Wednesday, March 28, 2012  
Page 8 of 53

**16i. At what age did you first use inhalants (glue, solvents, gas)**

	Male		Female		Unknown		Total		
	Freq.	Pct.	Freq.	Pct.	Freq.	Pct.	Freq.	Pct.	
01 Never	120	98	400	99	2	100	522	98.7	
02 Under 10	0	0	0	0	0	0	0	0.0	
03 10 - 11	0	0	0	0	0	0	0	0.0	
04 12 - 13	1	1	0	0	0	0	1	0.2	
05 14 - 15	0	0	0	0	0	0	0	0.0	
06 16 - 17	0	0	3	1	0	0	3	0.6	
07 18 - 20	2	2	0	0	0	0	2	0.4	
08 21 - 25	0	0	0	0	0	0	0	0.0	
09 26+	0	0	1	0	0	0	1	0.2	
Valid responses =	123	23	404	76	2	0	529	99.1	

Invalid responses include no response or multiple responses.

**16j. At what age did you first use designer drugs (ecstasy, MDMA)**

	Male		Female		Unknown		Total		
	Freq.	Pct.	Freq.	Pct.	Freq.	Pct.	Freq.	Pct.	
01 Never	108	89	382	94	2	100	492	92.8	
02 Under 10	0	0	0	0	0	0	0	0.0	
03 10 - 11	0	0	0	0	0	0	0	0.0	
04 12 - 13	0	0	0	0	0	0	0	0.0	
05 14 - 15	0	0	0	0	0	0	0	0.0	
06 16 - 17	3	2	8	2	0	0	11	2.1	
07 18 - 20	8	7	13	3	0	0	21	4.0	
08 21 - 25	2	2	2	0	0	0	4	0.8	
09 26+	1	1	1	0	0	0	2	0.4	
Valid responses =	122	23	406	77	2	0	530	99.3	

Invalid responses include no response or multiple responses.

**16k. At what age did you first use steroids**

	Male		Female		Unknown		Total		
	Freq.	Pct.	Freq.	Pct.	Freq.	Pct.	Freq.	Pct.	
01 Never	122	100	403	99	2	100	527	99.4	
02 Under 10	0	0	0	0	0	0	0	0.0	
03 10 - 11	0	0	0	0	0	0	0	0.0	
04 12 - 13	0	0	0	0	0	0	0	0.0	
05 14 - 15	0	0	0	0	0	0	0	0.0	
06 16 - 17	0	0	1	0	0	0	1	0.2	
07 18 - 20	0	0	1	0	0	0	1	0.2	
08 21 - 25	0	0	0	0	0	0	0	0.0	
09 26+	0	0	1	0	0	0	1	0.2	
Valid responses =	122	23	406	77	2	0	530	99.3	

Invalid responses include no response or multiple responses.

**16l. At what age did you first use other illegal drugs**

	Male		Female		Unknown		Total		
	Freq.	Pct.	Freq.	Pct.	Freq.	Pct.	Freq.	Pct.	
01 Never	119	97	398	98	2	100	519	97.7	
02 Under 10	0	0	0	0	0	0	0	0.0	
03 10 - 11	0	0	0	0	0	0	0	0.0	
04 12 - 13	0	0	0	0	0	0	0	0.0	
05 14 - 15	0	0	0	0	0	0	0	0.0	
06 16 - 17	1	1	2	0	0	0	3	0.6	
07 18 - 20	3	2	4	1	0	0	7	1.3	
08 21 - 25	0	0	1	0	0	0	1	0.2	
09 26+	0	0	1	0	0	0	1	0.2	
Valid responses =	123	23	406	76	2	0	531	99.4	

Invalid responses include no response or multiple responses.



**17a. Within the last year about how often have you used tobacco (smoke, chew, snuff)**

	Male		Female		Unknown		Total		
	Freq.	Pct.	Freq.	Pct.	Freq.	Pct.	Freq.	Pct.	
01 Never	77	62	295	73	2	100	374	70.3	
02 Once/year	10	8	31	8	0	0	41	7.7	
03 6 times/year	8	6	31	8	0	0	39	7.3	
04 Once/month	4	3	9	2	0	0	13	2.4	
05 Twice/month	1	1	7	2	0	0	8	1.5	
06 Once/week	5	4	8	2	0	0	13	2.4	
07 3 times/week	8	6	4	1	0	0	12	2.3	
08 5 times/week	4	3	4	1	0	0	8	1.5	
09 Every day	7	6	17	4	0	0	24	4.5	
Valid responses =	124	23	406	76	2	0	532	99.6	

Invalid responses include no response or multiple responses.

**17b. Within the last year about how often have you used alcohol (beer, wine, liquor)**

	Male		Female		Unknown		Total		
	Freq.	Pct.	Freq.	Pct.	Freq.	Pct.	Freq.	Pct.	
01 Never	12	10	57	14	0	0	69	13.0	
02 Once/year	4	3	28	7	0	0	32	6.0	
03 6 times/year	13	10	30	7	1	50	44	8.3	
04 Once/month	4	3	35	9	1	50	40	7.5	
05 Twice/month	16	13	62	15	0	0	78	14.7	
06 Once/week	32	26	128	32	0	0	160	30.1	
07 3 times/week	36	29	63	16	0	0	99	18.6	
08 5 times/week	7	6	2	0	0	0	9	1.7	
09 Every day	0	0	1	0	0	0	1	0.2	
Valid responses =	124	23	406	76	2	0	532	99.6	

Invalid responses include no response or multiple responses.

**17c. Within the last year about how often have you used marijuana (pot, hash, hash oil)**

	Male		Female		Unknown		Total		
	Freq.	Pct.	Freq.	Pct.	Freq.	Pct.	Freq.	Pct.	
01 Never	84	68	278	69	1	50	363	68.5	
02 Once/year	4	3	38	9	1	50	43	8.1	
03 6 times/year	5	4	32	8	0	0	37	7.0	
04 Once/month	3	2	20	5	0	0	23	4.3	
05 Twice/month	5	4	11	3	0	0	16	3.0	
06 Once/week	5	4	8	2	0	0	13	2.5	
07 3 times/week	3	2	5	1	0	0	8	1.5	
08 5 times/week	7	6	4	1	0	0	11	2.1	
09 Every day	7	6	9	2	0	0	16	3.0	
Valid responses =	123	23	405	76	2	0	530	99.3	

Invalid responses include no response or multiple responses.

**17d. Within the last year about how often have you used cocaine (crack, rock, freebase)**

	Male		Female		Unknown		Total		
	Freq.	Pct.	Freq.	Pct.	Freq.	Pct.	Freq.	Pct.	
01 Never	118	95	398	98	2	100	518	97.4	
02 Once/year	4	3	6	1	0	0	10	1.9	
03 6 times/year	0	0	1	0	0	0	1	0.2	
04 Once/month	0	0	0	0	0	0	0	0.0	
05 Twice/month	0	0	0	0	0	0	0	0.0	
06 Once/week	2	2	0	0	0	0	2	0.4	
07 3 times/week	0	0	0	0	0	0	0	0.0	
08 5 times/week	0	0	0	0	0	0	0	0.0	
09 Every day	0	0	1	0	0	0	1	0.2	
Valid responses =	124	23	406	76	2	0	532	99.6	

Invalid responses include no response or multiple responses.

**Illinois State University (online) ( 2012 Other )**

SIUC/Core Institute  
374 East Grand Avenue  
(618) 453-4420  
Carbondale, IL 62901

Consortium Number = 7149  
Institution Number = 1581  
Number of Surveys = 534

**Cross-tabulation Report**  
Core Alcohol and Drug Survey - Long Form

Wednesday, March 28, 2012  
Page 10 of 53

**17e. Within the last year about how often have you used amphetamines (diet pills, speed)**

	Male		Female		Unknown		Total		
	Freq.	Pct.	Freq.	Pct.	Freq.	Pct.	Freq.	Pct.	
01 Never	110	91	388	96	2	100	500	95.1	
02 Once/year	1	1	2	0	0	0	3	0.6	
03 6 times/year	4	3	4	1	0	0	8	1.5	
04 Once/month	4	3	0	0	0	0	4	0.8	
05 Twice/month	1	1	3	1	0	0	4	0.8	
06 Once/week	0	0	0	0	0	0	0	0.0	
07 3 times/week	0	0	1	0	0	0	1	0.2	
08 5 times/week	1	1	2	0	0	0	3	0.6	
09 Every day	0	0	3	1	0	0	3	0.6	
Valid responses =	121	23	403	77	2	0	526	98.5	

Invalid responses include no response or multiple responses.

**17f. Within the last year about how often have you used sedatives (downers, ludes)**

	Male		Female		Unknown		Total		
	Freq.	Pct.	Freq.	Pct.	Freq.	Pct.	Freq.	Pct.	
01 Never	119	96	394	98	2	100	515	97.4	
02 Once/year	1	1	3	1	0	0	4	0.8	
03 6 times/year	3	2	1	0	0	0	4	0.8	
04 Once/month	0	0	1	0	0	0	1	0.2	
05 Twice/month	0	0	1	0	0	0	1	0.2	
06 Once/week	1	1	2	0	0	0	3	0.6	
07 3 times/week	0	0	0	0	0	0	0	0.0	
08 5 times/week	0	0	0	0	0	0	0	0.0	
09 Every day	0	0	1	0	0	0	1	0.2	
Valid responses =	124	23	403	76	2	0	529	99.1	

Invalid responses include no response or multiple responses.

**17g. Within the last year about how often have you used hallucinogens (LSD, PCP)**

	Male		Female		Unknown		Total		
	Freq.	Pct.	Freq.	Pct.	Freq.	Pct.	Freq.	Pct.	
01 Never	115	93	397	99	2	100	514	97.3	
02 Once/year	6	5	3	1	0	0	9	1.7	
03 6 times/year	1	1	1	0	0	0	2	0.4	
04 Once/month	1	1	0	0	0	0	1	0.2	
05 Twice/month	0	0	1	0	0	0	1	0.2	
06 Once/week	0	0	0	0	0	0	0	0.0	
07 3 times/week	0	0	0	0	0	0	0	0.0	
08 5 times/week	0	0	0	0	0	0	0	0.0	
09 Every day	0	0	1	0	0	0	1	0.2	
Valid responses =	123	23	403	76	2	0	528	98.9	

Invalid responses include no response or multiple responses.

**17h. Within the last year about how often have you used opiates (heroin, smack, horse)**

	Male		Female		Unknown		Total		
	Freq.	Pct.	Freq.	Pct.	Freq.	Pct.	Freq.	Pct.	
01 Never	122	98	403	99	2	100	527	99.1	
02 Once/year	1	1	2	0	0	0	3	0.6	
03 6 times/year	0	0	0	0	0	0	0	0.0	
04 Once/month	0	0	0	0	0	0	0	0.0	
05 Twice/month	1	1	0	0	0	0	1	0.2	
06 Once/week	0	0	0	0	0	0	0	0.0	
07 3 times/week	0	0	0	0	0	0	0	0.0	
08 5 times/week	0	0	0	0	0	0	0	0.0	
09 Every day	0	0	1	0	0	0	1	0.2	
Valid responses =	124	23	406	76	2	0	532	99.6	

Invalid responses include no response or multiple responses.

**Illinois State University (online) ( 2012 Other )**

SIUC/Core Institute  
374 East Grand Avenue  
(618) 453-4420  
Carbondale, IL 62901

Consortium Number = 7149  
Institution Number = 1581  
Number of Surveys = 534

**Cross-tabulation Report**  
Core Alcohol and Drug Survey - Long Form

Wednesday, March 28, 2012  
Page 11 of 53

**17i. Within the last year about how often have you used inhalants (glue, solvents, gas)**

	Male		Female		Unknown		Total		
	Freq.	Pct.	Freq.	Pct.	Freq.	Pct.	Freq.	Pct.	
01 Never	122	99	400	100	2	100	524	99.4	
02 Once/year	1	1	1	0	0	0	2	0.4	
03 6 times/year	0	0	0	0	0	0	0	0.0	
04 Once/month	0	0	0	0	0	0	0	0.0	
05 Twice/month	0	0	0	0	0	0	0	0.0	
06 Once/week	0	0	0	0	0	0	0	0.0	
07 3 times/week	0	0	0	0	0	0	0	0.0	
08 5 times/week	0	0	0	0	0	0	0	0.0	
09 Every day	0	0	1	0	0	0	1	0.2	
Valid responses =	123	23	402	76	2	0	527	98.7	

Invalid responses include no response or multiple responses.

**17j. Within the last year about how often have you used designer drugs (ecstasy, MDMA)**

	Male		Female		Unknown		Total		
	Freq.	Pct.	Freq.	Pct.	Freq.	Pct.	Freq.	Pct.	
01 Never	112	91	390	97	2	100	504	95.3	
02 Once/year	7	6	8	2	0	0	15	2.8	
03 6 times/year	2	2	5	1	0	0	7	1.3	
04 Once/month	0	0	0	0	0	0	0	0.0	
05 Twice/month	2	2	0	0	0	0	2	0.4	
06 Once/week	0	0	0	0	0	0	0	0.0	
07 3 times/week	0	0	0	0	0	0	0	0.0	
08 5 times/week	0	0	0	0	0	0	0	0.0	
09 Every day	0	0	1	0	0	0	1	0.2	
Valid responses =	123	23	404	76	2	0	529	99.1	

Invalid responses include no response or multiple responses.

**17k. Within the last year about how often have you used steroids**

	Male		Female		Unknown		Total		
	Freq.	Pct.	Freq.	Pct.	Freq.	Pct.	Freq.	Pct.	
01 Never	124	100	402	100	2	100	528	99.6	
02 Once/year	0	0	1	0	0	0	1	0.2	
03 6 times/year	0	0	0	0	0	0	0	0.0	
04 Once/month	0	0	0	0	0	0	0	0.0	
05 Twice/month	0	0	0	0	0	0	0	0.0	
06 Once/week	0	0	0	0	0	0	0	0.0	
07 3 times/week	0	0	0	0	0	0	0	0.0	
08 5 times/week	0	0	0	0	0	0	0	0.0	
09 Every day	0	0	1	0	0	0	1	0.2	
Valid responses =	124	23	404	76	2	0	530	99.3	

Invalid responses include no response or multiple responses.

**17l. Within the last year about how often have you used other illegal drugs**

	Male		Female		Unknown		Total		
	Freq.	Pct.	Freq.	Pct.	Freq.	Pct.	Freq.	Pct.	
01 Never	121	98	400	99	2	100	523	98.5	
02 Once/year	1	1	1	0	0	0	2	0.4	
03 6 times/year	0	0	3	1	0	0	3	0.6	
04 Once/month	0	0	1	0	0	0	1	0.2	
05 Twice/month	1	1	0	0	0	0	1	0.2	
06 Once/week	0	0	0	0	0	0	0	0.0	
07 3 times/week	0	0	0	0	0	0	0	0.0	
08 5 times/week	0	0	0	0	0	0	0	0.0	
09 Every day	0	0	1	0	0	0	1	0.2	
Valid responses =	123	23	406	76	2	0	531	99.4	

Invalid responses include no response or multiple responses.

**18a. During the past 30 days on how many days did you have tobacco (smoke, chew, snuff)**

	Male		Female		Unknown		Total		
	Freq.	Pct.	Freq.	Pct.	Freq.	Pct.	Freq.	Pct.	
01 0 days	90	73	342	84	2	100	434	81.4	
02 1-2 days	10	8	27	7	0	0	37	6.9	
03 3-5 days	2	2	10	2	0	0	12	2.3	
04 6-9 days	4	3	4	1	0	0	8	1.5	
05 10-19 days	8	6	5	1	0	0	13	2.4	
06 20-29 days	6	5	8	2	0	0	14	2.6	
07 All 30 days	4	3	11	3	0	0	15	2.8	
Valid responses =	124	23	407	76	2	0	533	99.8	

Invalid responses include no response or multiple responses.

**18b. During the past 30 days on how many days did you have alcohol (beer, wine, liquor)**

	Male		Female		Unknown		Total		
	Freq.	Pct.	Freq.	Pct.	Freq.	Pct.	Freq.	Pct.	
01 0 days	23	19	90	22	0	0	113	21.3	
02 1-2 days	24	19	111	27	1	50	136	25.7	
03 3-5 days	23	19	92	23	1	50	116	21.9	
04 6-9 days	34	27	74	18	0	0	108	20.4	
05 10-19 days	17	14	34	8	0	0	51	9.6	
06 20-29 days	3	2	2	0	0	0	5	0.9	
07 All 30 days	0	0	1	0	0	0	1	0.2	
Valid responses =	124	23	404	76	2	0	530	99.3	

Invalid responses include no response or multiple responses.

**18c. During the past 30 days on how many days did you have marijuana (pot, hash, hash oil)**

	Male		Female		Unknown		Total		
	Freq.	Pct.	Freq.	Pct.	Freq.	Pct.	Freq.	Pct.	
01 0 days	95	77	341	84	2	100	438	82.3	
02 1-2 days	6	5	33	8	0	0	39	7.3	
03 3-5 days	5	4	7	2	0	0	12	2.3	
04 6-9 days	4	3	8	2	0	0	12	2.3	
05 10-19 days	5	4	7	2	0	0	12	2.3	
06 20-29 days	5	4	3	1	0	0	8	1.5	
07 All 30 days	4	3	7	2	0	0	11	2.1	
Valid responses =	124	23	406	76	2	0	532	99.6	

Invalid responses include no response or multiple responses.

**18d. During the past 30 days on how many days did you have cocaine (crack, rock, freebase)**

	Male		Female		Unknown		Total		
	Freq.	Pct.	Freq.	Pct.	Freq.	Pct.	Freq.	Pct.	
01 0 days	122	98	404	100	2	100	528	99.2	
02 1-2 days	1	1	0	0	0	0	1	0.2	
03 3-5 days	1	1	1	0	0	0	2	0.4	
04 6-9 days	0	0	0	0	0	0	0	0.0	
05 10-19 days	0	0	0	0	0	0	0	0.0	
06 20-29 days	0	0	1	0	0	0	1	0.2	
07 All 30 days	0	0	0	0	0	0	0	0.0	
Valid responses =	124	23	406	76	2	0	532	99.6	

Invalid responses include no response or multiple responses.

**18e. During the past 30 days on how many days did you have amphetamines (diet pills, speed)**

	Male		Female		Unknown		Total		
	Freq.	Pct.	Freq.	Pct.	Freq.	Pct.	Freq.	Pct.	
01 0 days	120	97	394	97	2	100	516	97.0	
02 1-2 days	1	1	3	1	0	0	4	0.8	
03 3-5 days	1	1	3	1	0	0	4	0.8	
04 6-9 days	1	1	1	0	0	0	2	0.4	
05 10-19 days	1	1	2	0	0	0	3	0.6	
06 20-29 days	0	0	1	0	0	0	1	0.2	
07 All 30 days	0	0	2	0	0	0	2	0.4	
Valid responses =	124	23	406	76	2	0	532	99.6	

Invalid responses include no response or multiple responses.

**18f. During the past 30 days on how many days did you have sedatives (downers, ludes)**

	Male		Female		Unknown		Total		
	Freq.	Pct.	Freq.	Pct.	Freq.	Pct.	Freq.	Pct.	
01 0 days	121	98	401	99	2	100	524	98.5	
02 1-2 days	1	1	0	0	0	0	1	0.2	
03 3-5 days	2	2	1	0	0	0	3	0.6	
04 6-9 days	0	0	3	1	0	0	3	0.6	
05 10-19 days	0	0	0	0	0	0	0	0.0	
06 20-29 days	0	0	0	0	0	0	0	0.0	
07 All 30 days	0	0	1	0	0	0	1	0.2	
Valid responses =	124	23	406	76	2	0	532	99.6	

Invalid responses include no response or multiple responses.

**18g. During the past 30 days on how many days did you have hallucinogens (LSD, PCP)**

	Male		Female		Unknown		Total		
	Freq.	Pct.	Freq.	Pct.	Freq.	Pct.	Freq.	Pct.	
01 0 days	120	98	403	100	2	100	525	99.1	
02 1-2 days	2	2	0	0	0	0	2	0.4	
03 3-5 days	1	1	1	0	0	0	2	0.4	
04 6-9 days	0	0	0	0	0	0	0	0.0	
05 10-19 days	0	0	0	0	0	0	0	0.0	
06 20-29 days	0	0	0	0	0	0	0	0.0	
07 All 30 days	0	0	1	0	0	0	1	0.2	
Valid responses =	123	23	405	76	2	0	530	99.3	

Invalid responses include no response or multiple responses.

**18h. During the past 30 days on how many days did you have opiates (heroin, smack, horse)**

	Male		Female		Unknown		Total		
	Freq.	Pct.	Freq.	Pct.	Freq.	Pct.	Freq.	Pct.	
01 0 days	123	99	405	100	2	100	530	99.4	
02 1-2 days	0	0	1	0	0	0	1	0.2	
03 3-5 days	0	0	0	0	0	0	0	0.0	
04 6-9 days	0	0	0	0	0	0	0	0.0	
05 10-19 days	1	1	0	0	0	0	1	0.2	
06 20-29 days	0	0	0	0	0	0	0	0.0	
07 All 30 days	0	0	1	0	0	0	1	0.2	
Valid responses =	124	23	407	76	2	0	533	99.8	

Invalid responses include no response or multiple responses.

**18i. During the past 30 days on how many days did you have inhalants (glue, solvents, gas)**

	Male		Female		Unknown		Total		
	Freq.	Pct.	Freq.	Pct.	Freq.	Pct.	Freq.	Pct.	
01 0 days	123	99	405	100	2	100	530	99.6	
02 1-2 days	1	1	0	0	0	0	1	0.2	
03 3-5 days	0	0	0	0	0	0	0	0.0	
04 6-9 days	0	0	0	0	0	0	0	0.0	
05 10-19 days	0	0	0	0	0	0	0	0.0	
06 20-29 days	0	0	1	0	0	0	1	0.2	
07 All 30 days	0	0	0	0	0	0	0	0.0	
Valid responses =	124	23	406	76	2	0	532	99.6	

Invalid responses include no response or multiple responses.

**18j. During the past 30 days on how many days did you have designer drugs (ecstasy, MDMA)**

	Male		Female		Unknown		Total		
	Freq.	Pct.	Freq.	Pct.	Freq.	Pct.	Freq.	Pct.	
01 0 days	121	98	400	99	2	100	523	98.3	
02 1-2 days	2	2	4	1	0	0	6	1.1	
03 3-5 days	0	0	1	0	0	0	1	0.2	
04 6-9 days	1	1	0	0	0	0	1	0.2	
05 10-19 days	0	0	0	0	0	0	0	0.0	
06 20-29 days	0	0	0	0	0	0	0	0.0	
07 All 30 days	0	0	1	0	0	0	1	0.2	
Valid responses =	124	23	406	76	2	0	532	99.6	

Invalid responses include no response or multiple responses.

**18k. During the past 30 days on how many days did you have steroids**

	Male		Female		Unknown		Total		
	Freq.	Pct.	Freq.	Pct.	Freq.	Pct.	Freq.	Pct.	
01 0 days	124	100	406	100	2	100	532	99.8	
02 1-2 days	0	0	0	0	0	0	0	0.0	
03 3-5 days	0	0	0	0	0	0	0	0.0	
04 6-9 days	0	0	0	0	0	0	0	0.0	
05 10-19 days	0	0	0	0	0	0	0	0.0	
06 20-29 days	0	0	0	0	0	0	0	0.0	
07 All 30 days	0	0	1	0	0	0	1	0.2	
Valid responses =	124	23	407	76	2	0	533	99.8	

Invalid responses include no response or multiple responses.

**18l. During the past 30 days on how many days did you have other illegal drugs**

	Male		Female		Unknown		Total		
	Freq.	Pct.	Freq.	Pct.	Freq.	Pct.	Freq.	Pct.	
01 0 days	122	99	403	99	2	100	527	99.1	
02 1-2 days	0	0	3	1	0	0	3	0.6	
03 3-5 days	1	1	0	0	0	0	1	0.2	
04 6-9 days	0	0	0	0	0	0	0	0.0	
05 10-19 days	0	0	0	0	0	0	0	0.0	
06 20-29 days	0	0	1	0	0	0	1	0.2	
07 All 30 days	0	0	0	0	0	0	0	0.0	
Valid responses =	123	23	407	77	2	0	532	99.6	

Invalid responses include no response or multiple responses.

**19a. How often do you think the average student on your campus uses tobacco (smoke, chew, snuff)**

	Male		Female		Unknown		Total		
	Freq.	Pct.	Freq.	Pct.	Freq.	Pct.	Freq.	Pct.	
01 Never	13	11	13	3	0	0	26	4.9	
02 Once/year	1	1	9	2	0	0	10	1.9	
03 6 times/year	3	2	21	5	1	50	25	4.7	
04 Once/month	9	7	34	8	1	50	44	8.3	
05 Twice/month	7	6	39	10	0	0	46	8.7	
06 Once/week	36	29	73	18	0	0	109	20.5	
07 3 times/week	30	24	104	26	0	0	134	25.2	
08 5 times/week	13	11	39	10	0	0	52	9.8	
09 Every day	11	9	74	18	0	0	85	16.0	
Valid responses =	123	23	406	76	2	0	531	99.4	

Invalid responses include no response or multiple responses.

**19b. How often do you think the average student on your campus uses alcohol (beer, wine, liquor)**

	Male		Female		Unknown		Total		
	Freq.	Pct.	Freq.	Pct.	Freq.	Pct.	Freq.	Pct.	
01 Never	1	1	1	0	0	0	2	0.4	
02 Once/year	1	1	0	0	0	0	1	0.2	
03 6 times/year	0	0	4	1	0	0	4	0.8	
04 Once/month	3	2	6	1	0	0	9	1.7	
05 Twice/month	2	2	20	5	0	0	22	4.2	
06 Once/week	47	39	136	33	2	100	185	34.9	
07 3 times/week	57	47	196	48	0	0	253	47.7	
08 5 times/week	9	7	32	8	0	0	41	7.7	
09 Every day	2	2	11	3	0	0	13	2.5	
Valid responses =	122	23	406	77	2	0	530	99.3	

Invalid responses include no response or multiple responses.

**19c. How often do you think the average student on your campus uses marijuana (pot, hash, hash oil)**

	Male		Female		Unknown		Total		
	Freq.	Pct.	Freq.	Pct.	Freq.	Pct.	Freq.	Pct.	
01 Never	4	3	13	3	0	0	17	3.2	
02 Once/year	10	8	23	6	0	0	33	6.3	
03 6 times/year	14	12	39	10	1	50	54	10.2	
04 Once/month	18	15	38	9	0	0	56	10.6	
05 Twice/month	17	14	80	20	0	0	97	18.4	
06 Once/week	31	26	104	26	0	0	135	25.6	
07 3 times/week	17	14	77	19	1	50	95	18.0	
08 5 times/week	6	5	19	5	0	0	25	4.7	
09 Every day	4	3	11	3	0	0	15	2.8	
Valid responses =	121	23	404	77	2	0	527	98.7	

Invalid responses include no response or multiple responses.

**19d. How often do you think the average student on your campus uses cocaine (crack, rock, freebase)**

	Male		Female		Unknown		Total		
	Freq.	Pct.	Freq.	Pct.	Freq.	Pct.	Freq.	Pct.	
01 Never	60	49	183	45	1	50	244	46.3	
02 Once/year	34	28	96	24	1	50	131	24.9	
03 6 times/year	12	10	44	11	0	0	56	10.6	
04 Once/month	7	6	31	8	0	0	38	7.2	
05 Twice/month	6	5	25	6	0	0	31	5.9	
06 Once/week	2	2	17	4	0	0	19	3.6	
07 3 times/week	0	0	6	1	0	0	6	1.1	
08 5 times/week	0	0	0	0	0	0	0	0.0	
09 Every day	1	1	1	0	0	0	2	0.4	
Valid responses =	122	23	403	76	2	0	527	98.7	

Invalid responses include no response or multiple responses.

**19e. How often do you think the average student on your campus uses amphetamines (diet pills, speed)**

	Male		Female		Unknown		Total		
	Freq.	Pct.	Freq.	Pct.	Freq.	Pct.	Freq.	Pct.	
01 Never	56	46	155	38	2	100	213	40.3	
02 Once/year	30	25	80	20	0	0	110	20.8	
03 6 times/year	9	7	53	13	0	0	62	11.7	
04 Once/month	11	9	42	10	0	0	53	10.0	
05 Twice/month	5	4	32	8	0	0	37	7.0	
06 Once/week	8	7	26	6	0	0	34	6.4	
07 3 times/week	0	0	9	2	0	0	9	1.7	
08 5 times/week	0	0	3	1	0	0	3	0.6	
09 Every day	2	2	5	1	0	0	7	1.3	
Valid responses =	121	23	405	77	2	0	528	98.9	

Invalid responses include no response or multiple responses.

**19f. How often do you think the average student on your campus uses sedatives (downers, ludes)**

	Male		Female		Unknown		Total		
	Freq.	Pct.	Freq.	Pct.	Freq.	Pct.	Freq.	Pct.	
01 Never	69	57	191	47	2	100	262	49.8	
02 Once/year	27	22	89	22	0	0	116	22.1	
03 6 times/year	6	5	40	10	0	0	46	8.7	
04 Once/month	11	9	39	10	0	0	50	9.5	
05 Twice/month	2	2	22	5	0	0	24	4.6	
06 Once/week	3	2	17	4	0	0	20	3.8	
07 3 times/week	1	1	2	0	0	0	3	0.6	
08 5 times/week	1	1	1	0	0	0	2	0.4	
09 Every day	1	1	2	0	0	0	3	0.6	
Valid responses =	121	23	403	77	2	0	526	98.5	

Invalid responses include no response or multiple responses.

**19g. How often do you think the average student on your campus uses hallucinogens (LSD, PCP)**

	Male		Female		Unknown		Total		
	Freq.	Pct.	Freq.	Pct.	Freq.	Pct.	Freq.	Pct.	
01 Never	63	52	182	46	1	50	246	46.9	
02 Once/year	31	25	103	26	1	50	135	25.8	
03 6 times/year	11	9	44	11	0	0	55	10.5	
04 Once/month	12	10	31	8	0	0	43	8.2	
05 Twice/month	2	2	28	7	0	0	30	5.7	
06 Once/week	2	2	7	2	0	0	9	1.7	
07 3 times/week	0	0	4	1	0	0	4	0.8	
08 5 times/week	0	0	0	0	0	0	0	0.0	
09 Every day	1	1	1	0	0	0	2	0.4	
Valid responses =	122	23	400	76	2	0	524	98.1	

Invalid responses include no response or multiple responses.

**19h. How often do you think the average student on your campus uses opiates (heroin, smack, horse)**

	Male		Female		Unknown		Total		
	Freq.	Pct.	Freq.	Pct.	Freq.	Pct.	Freq.	Pct.	
01 Never	82	68	232	58	2	100	316	60.3	
02 Once/year	25	21	87	22	0	0	112	21.4	
03 6 times/year	3	2	31	8	0	0	34	6.5	
04 Once/month	4	3	23	6	0	0	27	5.2	
05 Twice/month	1	1	17	4	0	0	18	3.4	
06 Once/week	2	2	7	2	0	0	9	1.7	
07 3 times/week	1	1	1	0	0	0	2	0.4	
08 5 times/week	0	0	0	0	0	0	0	0.0	
09 Every day	3	2	3	1	0	0	6	1.1	
Valid responses =	121	23	401	77	2	0	524	98.1	

Invalid responses include no response or multiple responses.



**19i. How often do you think the average student on your campus uses inhalants (glue, solvents, gas)**

	Male		Female		Unknown		Total		
	Freq.	Pct.	Freq.	Pct.	Freq.	Pct.	Freq.	Pct.	
01 Never	75	63	217	54	1	50	293	55.9	
02 Once/year	24	20	93	23	1	50	118	22.5	
03 6 times/year	8	7	35	9	0	0	43	8.2	
04 Once/month	7	6	23	6	0	0	30	5.7	
05 Twice/month	2	2	22	5	0	0	24	4.6	
06 Once/week	1	1	9	2	0	0	10	1.9	
07 3 times/week	1	1	2	0	0	0	3	0.6	
08 5 times/week	0	0	1	0	0	0	1	0.2	
09 Every day	1	1	1	0	0	0	2	0.4	
Valid responses =	119	23	403	77	2	0	524	98.1	

Invalid responses include no response or multiple responses.

**19j. How often do you think the average student on your campus uses designer drugs (ecstasy, MDMA)**

	Male		Female		Unknown		Total		
	Freq.	Pct.	Freq.	Pct.	Freq.	Pct.	Freq.	Pct.	
01 Never	54	44	164	41	1	50	219	41.6	
02 Once/year	35	29	111	28	0	0	146	27.8	
03 6 times/year	15	12	48	12	0	0	63	12.0	
04 Once/month	10	8	36	9	1	50	47	8.9	
05 Twice/month	3	2	29	7	0	0	32	6.1	
06 Once/week	3	2	9	2	0	0	12	2.3	
07 3 times/week	1	1	4	1	0	0	5	1.0	
08 5 times/week	0	0	0	0	0	0	0	0.0	
09 Every day	1	1	1	0	0	0	2	0.4	
Valid responses =	122	23	402	76	2	0	526	98.5	

Invalid responses include no response or multiple responses.

**19k. How often do you think the average student on your campus uses steroids**

	Male		Female		Unknown		Total		
	Freq.	Pct.	Freq.	Pct.	Freq.	Pct.	Freq.	Pct.	
01 Never	65	53	171	42	1	50	237	44.9	
02 Once/year	20	16	72	18	0	0	92	17.4	
03 6 times/year	15	12	50	12	1	50	66	12.5	
04 Once/month	12	10	40	10	0	0	52	9.8	
05 Twice/month	2	2	26	6	0	0	28	5.3	
06 Once/week	4	3	24	6	0	0	28	5.3	
07 3 times/week	2	2	15	4	0	0	17	3.2	
08 5 times/week	1	1	1	0	0	0	2	0.4	
09 Every day	1	1	5	1	0	0	6	1.1	
Valid responses =	122	23	404	77	2	0	528	98.9	

Invalid responses include no response or multiple responses.

**19l. How often do you think the average student on your campus uses other illegal drugs**

	Male		Female		Unknown		Total		
	Freq.	Pct.	Freq.	Pct.	Freq.	Pct.	Freq.	Pct.	
01 Never	63	52	182	45	2	100	247	46.7	
02 Once/year	25	20	109	27	0	0	134	25.3	
03 6 times/year	12	10	44	11	0	0	56	10.6	
04 Once/month	9	7	29	7	0	0	38	7.2	
05 Twice/month	5	4	18	4	0	0	23	4.3	
06 Once/week	3	2	11	3	0	0	14	2.6	
07 3 times/week	1	1	6	1	0	0	7	1.3	
08 5 times/week	0	0	0	0	0	0	0	0.0	
09 Every day	4	3	6	1	0	0	10	1.9	
Valid responses =	122	23	405	77	2	0	529	99.1	

Invalid responses include no response or multiple responses.

**Illinois State University (online) ( 2012 Other )**

SIUC/Core Institute  
374 East Grand Avenue  
(618) 453-4420  
Carbondale, IL 62901

Consortium Number = 7149  
Institution Number = 1581  
Number of Surveys = 534

**Cross-tabulation Report**

Core Alcohol and Drug Survey - Long Form

Wednesday, March 28, 2012  
Page 18 of 53

**20a. Where have you used tobacco (smoke, chew, snuff)**

	Male		Female		Unknown		Total		
	Freq.	Pct.	Freq.	Pct.	Freq.	Pct.	Freq.	Pct.	
01 Never used	63	51	268	66	2	67	333	62.4	
02 On campus events	10	8	22	5	0	0	32	6.0	
03 Residence hall	13	10	18	4	0	0	31	5.8	
04 Frat/sorority	6	5	22	5	0	0	28	5.2	
05 Bar/restaurant	18	15	45	11	0	0	63	11.8	
06 Where you live	39	31	62	15	0	0	101	18.9	
07 In a car	33	27	61	15	0	0	94	17.6	
08 Private parties	33	27	96	24	0	0	129	24.2	
09 Other	21	17	32	8	0	0	53	9.9	

Valid responses = all responses and blanks: since multiple responses were possible, more than 100% may be indicated.

**20b. Where have you used alcohol (beer, wine, liquor)**

	Male		Female		Unknown		Total		
	Freq.	Pct.	Freq.	Pct.	Freq.	Pct.	Freq.	Pct.	
01 Never used	12	10	49	12	0	0	61	11.4	
02 On campus events	18	15	32	8	0	0	50	9.4	
03 Residence hall	54	44	169	42	1	33	224	41.9	
04 Frat/sorority	40	32	135	33	1	33	176	33.0	
05 Bar/restaurant	71	57	179	44	1	33	251	47.0	
06 Where you live	73	59	232	57	2	67	307	57.5	
07 In a car	15	12	39	10	0	0	54	10.1	
08 Private parties	96	77	314	77	1	33	411	77.0	
09 Other	23	19	47	12	0	0	70	13.1	

Valid responses = all responses and blanks: since multiple responses were possible, more than 100% may be indicated.

**20c. Where have you used marijuana (pot, hash, hash oil)**

	Male		Female		Unknown		Total		
	Freq.	Pct.	Freq.	Pct.	Freq.	Pct.	Freq.	Pct.	
01 Never used	73	59	245	60	1	33	319	59.7	
02 On campus events	5	4	5	1	0	0	10	1.9	
03 Residence hall	15	12	27	7	0	0	42	7.9	
04 Frat/sorority	13	10	21	5	0	0	34	6.4	
05 Bar/restaurant	5	4	6	1	0	0	11	2.1	
06 Where you live	28	23	75	18	0	0	103	19.3	
07 In a car	25	20	53	13	0	0	78	14.6	
08 Private parties	36	29	94	23	0	0	130	24.3	
09 Other	19	15	37	9	1	33	57	10.7	

Valid responses = all responses and blanks: since multiple responses were possible, more than 100% may be indicated.

**20d. Where have you used cocaine (crack, rock, freebase)**

	Male		Female		Unknown		Total		
	Freq.	Pct.	Freq.	Pct.	Freq.	Pct.	Freq.	Pct.	
01 Never used	113	91	389	96	2	67	504	94.4	
02 On campus events	0	0	1	0	0	0	1	0.2	
03 Residence hall	1	1	0	0	0	0	1	0.2	
04 Frat/sorority	0	0	0	0	0	0	0	0.0	
05 Bar/restaurant	1	1	2	0	0	0	3	0.6	
06 Where you live	4	3	3	1	0	0	7	1.3	
07 In a car	1	1	1	0	0	0	2	0.4	
08 Private parties	7	6	6	1	0	0	13	2.4	
09 Other	1	1	6	1	0	0	7	1.3	

Valid responses = all responses and blanks: since multiple responses were possible, more than 100% may be indicated.

**Illinois State University (online) ( 2012 Other )**

SIUC/Core Institute  
374 East Grand Avenue  
(618) 453-4420  
Carbondale, IL 62901

Consortium Number = 7149  
Institution Number = 1581  
Number of Surveys = 534

**Cross-tabulation Report**  
Core Alcohol and Drug Survey - Long Form

Wednesday, March 28, 2012  
Page 19 of 53

**20e. Where have you used amphetamines (diet pills, speed)**

	Male		Female		Unknown		Total		
	Freq.	Pct.	Freq.	Pct.	Freq.	Pct.	Freq.	Pct.	
01 Never used	110	89	387	95	2	67	499	93.4	
02 On campus events	1	1	1	0	0	0	2	0.4	
03 Residence hall	3	2	3	1	0	0	6	1.1	
04 Frat/sorority	0	0	0	0	0	0	0	0.0	
05 Bar/restaurant	0	0	1	0	0	0	1	0.2	
06 Where you live	10	8	8	2	0	0	18	3.4	
07 In a car	0	0	0	0	0	0	0	0.0	
08 Private parties	2	2	2	0	0	0	4	0.7	
09 Other	5	4	4	1	0	0	9	1.7	

Valid responses = all responses and blanks: since multiple responses were possible, more than 100% may be indicated.

**20f. Where have you used sedatives (downers, ludes)**

	Male		Female		Unknown		Total		
	Freq.	Pct.	Freq.	Pct.	Freq.	Pct.	Freq.	Pct.	
01 Never used	118	95	392	96	2	67	512	95.9	
02 On campus events	0	0	1	0	0	0	1	0.2	
03 Residence hall	0	0	0	0	0	0	0	0.0	
04 Frat/sorority	0	0	0	0	0	0	0	0.0	
05 Bar/restaurant	0	0	1	0	0	0	1	0.2	
06 Where you live	4	3	4	1	0	0	8	1.5	
07 In a car	0	0	0	0	0	0	0	0.0	
08 Private parties	1	1	4	1	0	0	5	0.9	
09 Other	2	2	3	1	0	0	5	0.9	

Valid responses = all responses and blanks: since multiple responses were possible, more than 100% may be indicated.

**20g. Where have you used hallucinogens (LSD, PCP)**

	Male		Female		Unknown		Total		
	Freq.	Pct.	Freq.	Pct.	Freq.	Pct.	Freq.	Pct.	
01 Never used	110	89	393	97	2	67	505	94.6	
02 On campus events	0	0	2	0	0	0	2	0.4	
03 Residence hall	2	2	0	0	0	0	2	0.4	
04 Frat/sorority	0	0	0	0	0	0	0	0.0	
05 Bar/restaurant	0	0	0	0	0	0	0	0.0	
06 Where you live	7	6	4	1	0	0	11	2.1	
07 In a car	1	1	1	0	0	0	2	0.4	
08 Private parties	3	2	4	1	0	0	7	1.3	
09 Other	5	4	4	1	0	0	9	1.7	

Valid responses = all responses and blanks: since multiple responses were possible, more than 100% may be indicated.

**20h. Where have you used opiates (heroin, smack, horse)**

	Male		Female		Unknown		Total		
	Freq.	Pct.	Freq.	Pct.	Freq.	Pct.	Freq.	Pct.	
01 Never used	115	93	396	97	2	67	513	96.1	
02 On campus events	0	0	2	0	0	0	2	0.4	
03 Residence hall	1	1	1	0	0	0	2	0.4	
04 Frat/sorority	1	1	0	0	0	0	1	0.2	
05 Bar/restaurant	1	1	1	0	0	0	2	0.4	
06 Where you live	3	2	1	0	0	0	4	0.7	
07 In a car	0	0	1	0	0	0	1	0.2	
08 Private parties	1	1	2	0	0	0	3	0.6	
09 Other	3	2	1	0	0	0	4	0.7	

Valid responses = all responses and blanks: since multiple responses were possible, more than 100% may be indicated.

**Illinois State University (online) ( 2012 Other )**

SIUC/Core Institute  
374 East Grand Avenue  
(618) 453-4420  
Carbondale, IL 62901

Consortium Number = 7149  
Institution Number = 1581  
Number of Surveys = 534

**Cross-tabulation Report**  
Core Alcohol and Drug Survey - Long Form

Wednesday, March 28, 2012  
Page 20 of 53

**20i. Where have you used inhalants (glue, solvents, gas)**

	Male		Female		Unknown		Total		
	Freq.	Pct.	Freq.	Pct.	Freq.	Pct.	Freq.	Pct.	
01 Never used	120	97	397	98	2	67	519	97.2	
02 On campus events	0	0	1	0	0	0	1	0.2	
03 Residence hall	0	0	0	0	0	0	0	0.0	
04 Frat/sorority	0	0	0	0	0	0	0	0.0	
05 Bar/restaurant	0	0	0	0	0	0	0	0.0	
06 Where you live	1	1	0	0	0	0	1	0.2	
07 In a car	0	0	0	0	0	0	0	0.0	
08 Private parties	1	1	0	0	0	0	1	0.2	
09 Other	0	0	2	0	0	0	2	0.4	

Valid responses = all responses and blanks: since multiple responses were possible, more than 100% may be indicated.

**20j. Where have you used designer drugs (ecstasy, MDMA)**

	Male		Female		Unknown		Total		
	Freq.	Pct.	Freq.	Pct.	Freq.	Pct.	Freq.	Pct.	
01 Never used	112	90	385	95	2	67	499	93.4	
02 On campus events	1	1	1	0	0	0	2	0.4	
03 Residence hall	1	1	1	0	0	0	2	0.4	
04 Frat/sorority	0	0	2	0	0	0	2	0.4	
05 Bar/restaurant	2	2	2	0	0	0	4	0.7	
06 Where you live	5	4	5	1	0	0	10	1.9	
07 In a car	0	0	1	0	0	0	1	0.2	
08 Private parties	7	6	10	2	0	0	17	3.2	
09 Other	5	4	7	2	0	0	12	2.2	

Valid responses = all responses and blanks: since multiple responses were possible, more than 100% may be indicated.

**20k. Where have you used steroids**

	Male		Female		Unknown		Total		
	Freq.	Pct.	Freq.	Pct.	Freq.	Pct.	Freq.	Pct.	
01 Never used	122	98	399	98	2	67	523	97.9	
02 On campus events	0	0	1	0	0	0	1	0.2	
03 Residence hall	0	0	0	0	0	0	0	0.0	
04 Frat/sorority	0	0	0	0	0	0	0	0.0	
05 Bar/restaurant	0	0	0	0	0	0	0	0.0	
06 Where you live	0	0	1	0	0	0	1	0.2	
07 In a car	0	0	0	0	0	0	0	0.0	
08 Private parties	0	0	0	0	0	0	0	0.0	
09 Other	0	0	0	0	0	0	0	0.0	

Valid responses = all responses and blanks: since multiple responses were possible, more than 100% may be indicated.

**20l. Where have you used other illegal drugs**

	Male		Female		Unknown		Total		
	Freq.	Pct.	Freq.	Pct.	Freq.	Pct.	Freq.	Pct.	
01 Never used	121	98	394	97	2	67	517	96.8	
02 On campus events	0	0	2	0	0	0	2	0.4	
03 Residence hall	0	0	1	0	0	0	1	0.2	
04 Frat/sorority	1	1	0	0	0	0	1	0.2	
05 Bar/restaurant	0	0	0	0	0	0	0	0.0	
06 Where you live	1	1	2	0	0	0	3	0.6	
07 In a car	0	0	0	0	0	0	0	0.0	
08 Private parties	0	0	3	1	0	0	3	0.6	
09 Other	1	1	3	1	0	0	4	0.7	

Valid responses = all responses and blanks: since multiple responses were possible, more than 100% may be indicated.

**21a. Please indicate how often you have experienced the following due to your drinking or drug use during the last year...**

**a. Had a hangover**

	Male		Female		Unknown		Total		
	Freq.	Pct.	Freq.	Pct.	Freq.	Pct.	Freq.	Pct.	
01 Never	41	34	120	30	1	50	162	30.6	
02 Once	16	13	63	16	1	50	80	15.1	
03 Twice	10	8	41	10	0	0	51	9.6	
04 3-5 times	19	16	85	21	0	0	104	19.7	
05 6-9 times	13	11	35	9	0	0	48	9.1	
06 10 or more times	23	19	61	15	0	0	84	15.9	
Valid responses =	122	23	405	77	2	0	529	99.1	

Invalid responses include no response or multiple responses.

**21b. Please indicate how often you have experienced the following due to your drinking or drug use during the last year...**

**b. Performed poorly on a test or important project**

	Male		Female		Unknown		Total		
	Freq.	Pct.	Freq.	Pct.	Freq.	Pct.	Freq.	Pct.	
01 Never	92	75	313	77	2	100	407	77.1	
02 Once	15	12	44	11	0	0	59	11.2	
03 Twice	9	7	24	6	0	0	33	6.3	
04 3-5 times	6	5	17	4	0	0	23	4.4	
05 6-9 times	0	0	4	1	0	0	4	0.8	
06 10 or more times	0	0	2	0	0	0	2	0.4	
Valid responses =	122	23	404	77	2	0	528	98.9	

Invalid responses include no response or multiple responses.

**21c. Please indicate how often you have experienced the following due to your drinking or drug use during the last year...**

**c. Been in trouble with police, residence hall, or other college authorities**

	Male		Female		Unknown		Total		
	Freq.	Pct.	Freq.	Pct.	Freq.	Pct.	Freq.	Pct.	
01 Never	90	74	358	89	2	100	450	85.2	
02 Once	24	20	37	9	0	0	61	11.6	
03 Twice	4	3	5	1	0	0	9	1.7	
04 3-5 times	2	2	4	1	0	0	6	1.1	
05 6-9 times	1	1	0	0	0	0	1	0.2	
06 10 or more times	1	1	0	0	0	0	1	0.2	
Valid responses =	122	23	404	77	2	0	528	98.9	

Invalid responses include no response or multiple responses.

**21d. Please indicate how often you have experienced the following due to your drinking or drug use during the last year...**

**d. Damaged property, pulled fire alarm, etc.**

	Male		Female		Unknown		Total		
	Freq.	Pct.	Freq.	Pct.	Freq.	Pct.	Freq.	Pct.	
01 Never	107	88	391	97	2	100	500	94.7	
02 Once	9	7	8	2	0	0	17	3.2	
03 Twice	4	3	5	1	0	0	9	1.7	
04 3-5 times	1	1	0	0	0	0	1	0.2	
05 6-9 times	0	0	0	0	0	0	0	0.0	
06 10 or more times	1	1	0	0	0	0	1	0.2	
Valid responses =	122	23	404	77	2	0	528	98.9	

Invalid responses include no response or multiple responses.

**21e. Please indicate how often you have experienced the following due to your drinking or drug use during the last year...**

**e. Got into an argument or fight**

	Male		Female		Unknown		Total		
	Freq.	Pct.	Freq.	Pct.	Freq.	Pct.	Freq.	Pct.	
01 Never	85	70	268	67	0	0	353	67.0	
02 Once	13	11	48	12	1	50	62	11.8	
03 Twice	12	10	39	10	1	50	52	9.9	
04 3-5 times	9	7	32	8	0	0	41	7.8	
05 6-9 times	3	2	11	3	0	0	14	2.7	
06 10 or more times	0	0	5	1	0	0	5	0.9	
Valid responses =	122	23	403	76	2	0	527	98.7	

Invalid responses include no response or multiple responses.

**21f. Please indicate how often you have experienced the following due to your drinking or drug use during the last year...**

**f. Got nauseated or vomited**

	Male		Female		Unknown		Total		
	Freq.	Pct.	Freq.	Pct.	Freq.	Pct.	Freq.	Pct.	
01 Never	54	44	152	38	1	50	207	39.2	
02 Once	23	19	82	20	1	50	106	20.1	
03 Twice	19	16	69	17	0	0	88	16.7	
04 3-5 times	19	16	68	17	0	0	87	16.5	
05 6-9 times	2	2	19	5	0	0	21	4.0	
06 10 or more times	5	4	14	3	0	0	19	3.6	
Valid responses =	122	23	404	77	2	0	528	98.9	

Invalid responses include no response or multiple responses.

**21g. Please indicate how often you have experienced the following due to your drinking or drug use during the last year...**

**g. Driven a car while under the influence**

	Male		Female		Unknown		Total		
	Freq.	Pct.	Freq.	Pct.	Freq.	Pct.	Freq.	Pct.	
01 Never	96	79	338	85	2	100	436	83.2	
02 Once	10	8	30	8	0	0	40	7.6	
03 Twice	3	2	14	4	0	0	17	3.2	
04 3-5 times	4	3	11	3	0	0	15	2.9	
05 6-9 times	6	5	3	1	0	0	9	1.7	
06 10 or more times	3	2	4	1	0	0	7	1.3	
Valid responses =	122	23	400	76	2	0	524	98.1	

Invalid responses include no response or multiple responses.

**21h. Please indicate how often you have experienced the following due to your drinking or drug use during the last year...**

**h. Missed a class**

	Male		Female		Unknown		Total		
	Freq.	Pct.	Freq.	Pct.	Freq.	Pct.	Freq.	Pct.	
01 Never	81	66	297	74	2	100	380	72.1	
02 Once	18	15	35	9	0	0	53	10.1	
03 Twice	9	7	33	8	0	0	42	8.0	
04 3-5 times	9	7	26	6	0	0	35	6.6	
05 6-9 times	5	4	7	2	0	0	12	2.3	
06 10 or more times	0	0	5	1	0	0	5	0.9	
Valid responses =	122	23	403	76	2	0	527	98.7	

Invalid responses include no response or multiple responses.

**21i. Please indicate how often you have experienced the following due to your drinking or drug use during the last year...**

**i. Been criticized by someone I know**

	Male		Female		Unknown		Total		
	Freq.	Pct.	Freq.	Pct.	Freq.	Pct.	Freq.	Pct.	
01 Never	75	63	264	66	1	50	340	65.1	
02 Once	16	13	52	13	0	0	68	13.0	
03 Twice	16	13	43	11	0	0	59	11.3	
04 3-5 times	7	6	27	7	1	50	35	6.7	
05 6-9 times	3	3	11	3	0	0	14	2.7	
06 10 or more times	2	2	4	1	0	0	6	1.1	
Valid responses =	119	23	401	77	2	0	522	97.8	

Invalid responses include no response or multiple responses.

**21j. Please indicate how often you have experienced the following due to your drinking or drug use during the last year...**

**j. Thought I might have a drinking or other drug problem**

	Male		Female		Unknown		Total		
	Freq.	Pct.	Freq.	Pct.	Freq.	Pct.	Freq.	Pct.	
01 Never	103	84	370	92	2	100	475	90.3	
02 Once	14	11	17	4	0	0	31	5.9	
03 Twice	3	2	7	2	0	0	10	1.9	
04 3-5 times	2	2	5	1	0	0	7	1.3	
05 6-9 times	0	0	0	0	0	0	0	0.0	
06 10 or more times	0	0	3	1	0	0	3	0.6	
Valid responses =	122	23	402	76	2	0	526	98.5	

Invalid responses include no response or multiple responses.

**21k. Please indicate how often you have experienced the following due to your drinking or drug use during the last year...**

**k. Had a memory loss**

	Male		Female		Unknown		Total		
	Freq.	Pct.	Freq.	Pct.	Freq.	Pct.	Freq.	Pct.	
01 Never	66	55	237	59	1	50	304	58.0	
02 Once	12	10	56	14	1	50	69	13.2	
03 Twice	14	12	40	10	0	0	54	10.3	
04 3-5 times	10	8	36	9	0	0	46	8.8	
05 6-9 times	8	7	19	5	0	0	27	5.2	
06 10 or more times	10	8	14	3	0	0	24	4.6	
Valid responses =	120	23	402	77	2	0	524	98.1	

Invalid responses include no response or multiple responses.

**21l. Please indicate how often you have experienced the following due to your drinking or drug use during the last year...**

**l. Done something I later regretted**

	Male		Female		Unknown		Total		
	Freq.	Pct.	Freq.	Pct.	Freq.	Pct.	Freq.	Pct.	
01 Never	60	49	243	61	1	50	304	58.0	
02 Once	28	23	55	14	1	50	84	16.0	
03 Twice	17	14	47	12	0	0	64	12.2	
04 3-5 times	7	6	36	9	0	0	43	8.2	
05 6-9 times	8	7	10	3	0	0	18	3.4	
06 10 or more times	2	2	9	2	0	0	11	2.1	
Valid responses =	122	23	400	76	2	0	524	98.1	

Invalid responses include no response or multiple responses.

**21m. Please indicate how often you have experienced the following due to your drinking or drug use during the last year...**

**m. Been arrested for DWI/DUI**

	Male		Female		Unknown		Total		
	Freq.	Pct.	Freq.	Pct.	Freq.	Pct.	Freq.	Pct.	
01 Never	117	97	400	100	2	100	519	99.2	
02 Once	2	2	0	0	0	0	2	0.4	
03 Twice	0	0	0	0	0	0	0	0.0	
04 3-5 times	0	0	0	0	0	0	0	0.0	
05 6-9 times	0	0	0	0	0	0	0	0.0	
06 10 or more times	2	2	0	0	0	0	2	0.4	
Valid responses =	121	23	400	76	2	0	523	97.9	

Invalid responses include no response or multiple responses.

**21n. Please indicate how often you have experienced the following due to your drinking or drug use during the last year...**

**n. Have been taken advantage of sexually**

	Male		Female		Unknown		Total		
	Freq.	Pct.	Freq.	Pct.	Freq.	Pct.	Freq.	Pct.	
01 Never	110	91	367	92	2	100	479	91.9	
02 Once	3	2	17	4	0	0	20	3.8	
03 Twice	1	1	9	2	0	0	10	1.9	
04 3-5 times	2	2	3	1	0	0	5	1.0	
05 6-9 times	0	0	1	0	0	0	1	0.2	
06 10 or more times	5	4	1	0	0	0	6	1.2	
Valid responses =	121	23	398	76	2	0	521	97.6	

Invalid responses include no response or multiple responses.

**21o. Please indicate how often you have experienced the following due to your drinking or drug use during the last year...**

**o. Have taken advantage of another sexually**

	Male		Female		Unknown		Total		
	Freq.	Pct.	Freq.	Pct.	Freq.	Pct.	Freq.	Pct.	
01 Never	113	93	394	99	2	100	509	97.5	
02 Once	3	2	1	0	0	0	4	0.8	
03 Twice	2	2	4	1	0	0	6	1.1	
04 3-5 times	0	0	0	0	0	0	0	0.0	
05 6-9 times	0	0	0	0	0	0	0	0.0	
06 10 or more times	3	2	0	0	0	0	3	0.6	
Valid responses =	121	23	399	76	2	0	522	97.8	

Invalid responses include no response or multiple responses.

**21p. Please indicate how often you have experienced the following due to your drinking or drug use during the last year...**

**p. Tried unsuccessfully to stop using**

	Male		Female		Unknown		Total		
	Freq.	Pct.	Freq.	Pct.	Freq.	Pct.	Freq.	Pct.	
01 Never	113	93	390	97	2	100	505	95.6	
02 Once	5	4	4	1	0	0	9	1.7	
03 Twice	1	1	6	1	0	0	7	1.3	
04 3-5 times	0	0	1	0	0	0	1	0.2	
05 6-9 times	0	0	1	0	0	0	1	0.2	
06 10 or more times	3	2	2	0	0	0	5	0.9	
Valid responses =	122	23	404	77	2	0	528	98.9	

Invalid responses include no response or multiple responses.



**21q. Please indicate how often you have experienced the following due to your drinking or drug use during the last year...**

**q. Seriously thought about suicide**

	Male		Female		Unknown		Total		
	Freq.	Pct.	Freq.	Pct.	Freq.	Pct.	Freq.	Pct.	
01 Never	116	97	389	97	2	100	507	96.8	
02 Once	2	2	9	2	0	0	11	2.1	
03 Twice	0	0	2	0	0	0	2	0.4	
04 3-5 times	0	0	1	0	0	0	1	0.2	
05 6-9 times	0	0	1	0	0	0	1	0.2	
06 10 or more times	2	2	0	0	0	0	2	0.4	
Valid responses =	120	23	402	77	2	0	524	98.1	

Invalid responses include no response or multiple responses.

**21r. Please indicate how often you have experienced the following due to your drinking or drug use during the last year...**

**r. Seriously tried to commit suicide**

	Male		Female		Unknown		Total		
	Freq.	Pct.	Freq.	Pct.	Freq.	Pct.	Freq.	Pct.	
01 Never	118	97	399	100	2	100	519	99.0	
02 Once	2	2	1	0	0	0	3	0.6	
03 Twice	0	0	0	0	0	0	0	0.0	
04 3-5 times	1	1	0	0	0	0	1	0.2	
05 6-9 times	0	0	0	0	0	0	0	0.0	
06 10 or more times	1	1	0	0	0	0	1	0.2	
Valid responses =	122	23	400	76	2	0	524	98.1	

Invalid responses include no response or multiple responses.

**21s. Please indicate how often you have experienced the following due to your drinking or drug use during the last year...**

**s. Been hurt or injured**

	Male		Female		Unknown		Total		
	Freq.	Pct.	Freq.	Pct.	Freq.	Pct.	Freq.	Pct.	
01 Never	98	80	312	77	1	50	411	77.8	
02 Once	14	11	43	11	1	50	58	11.0	
03 Twice	7	6	26	6	0	0	33	6.3	
04 3-5 times	2	2	16	4	0	0	18	3.4	
05 6-9 times	0	0	5	1	0	0	5	0.9	
06 10 or more times	1	1	2	0	0	0	3	0.6	
Valid responses =	122	23	404	77	2	0	528	98.9	

Invalid responses include no response or multiple responses.

**22. Have any of your family had alcohol or other drug problems**

	Male		Female		Unknown		Total		
	Freq.	Pct.	Freq.	Pct.	Freq.	Pct.	Freq.	Pct.	
01 Mother	7	6	27	7	1	33	35	6.6	
02 Father	17	14	68	17	1	33	86	16.1	
03 Stepmother	2	2	1	0	0	0	3	0.6	
04 Stepfather	2	2	3	1	0	0	5	0.9	
05 Brothers/sisters	11	9	43	11	1	33	55	10.3	
06 Mother's parents	19	15	60	15	0	0	79	14.8	
07 Father's parents	19	15	54	13	1	33	74	13.9	
08 Aunts/uncles	39	31	136	33	0	0	175	32.8	
09 Spouse	1	1	1	0	0	0	2	0.4	
10 Children	0	0	0	0	0	0	0	0.0	
11 None	61	49	179	44	0	0	240	44.9	

Valid responses = all responses and blanks: since multiple responses were possible, more than 100% may be indicated.

**23. If you volunteer any of your time on or off campus to help others, please indicate the approximate number of hours per month and principal activity**

	Male		Female		Unknown		Total		
	Freq.	Pct.	Freq.	Pct.	Freq.	Pct.	Freq.	Pct.	
01 Less than 1 hour	58	52	143	37	0	0	201	40.2	
02 1-4 hours	19	17	110	28	1	50	130	26.0	
03 5-9 hours	20	18	64	17	0	0	84	16.8	
04 10-15 hours	6	5	39	10	0	0	45	9.0	
05 16 or more hours	9	8	30	8	1	50	40	8.0	
Valid responses =	112	22	386	77	2	0	500	93.6	

Invalid responses include no response or multiple responses.

**24a. Within the last year to what extent have you participated in any of the following activities**

**a. Intercollegiate athletics**

	Male		Female		Unknown		Total		
	Freq.	Pct.	Freq.	Pct.	Freq.	Pct.	Freq.	Pct.	
01 Not involved	112	91	372	92	2	100	486	92.0	
02 Actively involved	8	7	26	6	0	0	34	6.4	
03 Leadership position	3	2	5	1	0	0	8	1.5	
Valid responses =	123	23	403	76	2	0	528	98.9	

Invalid responses include no response or multiple responses.

**24b. Within the last year to what extent have you participated in any of the following activities**

**b. Intramural or club sports**

	Male		Female		Unknown		Total		
	Freq.	Pct.	Freq.	Pct.	Freq.	Pct.	Freq.	Pct.	
01 Not involved	82	67	329	82	1	50	412	78.0	
02 Actively involved	35	28	65	16	1	50	101	19.1	
03 Leadership position	6	5	9	2	0	0	15	2.8	
Valid responses =	123	23	403	76	2	0	528	98.9	

Invalid responses include no response or multiple responses.

**24c. Within the last year to what extent have you participated in any of the following activities**

**c. Social fraternities or sororities**

	Male		Female		Unknown		Total		
	Freq.	Pct.	Freq.	Pct.	Freq.	Pct.	Freq.	Pct.	
01 Not involved	100	82	330	82	1	50	431	81.9	
02 Attended	4	3	22	5	0	0	26	4.9	
03 Actively involved	11	9	30	7	1	50	42	8.0	
04 Leadership position	7	6	20	5	0	0	27	5.1	
Valid responses =	122	23	402	76	2	0	526	98.5	

Invalid responses include no response or multiple responses.

**24d. Within the last year to what extent have you participated in any of the following activities**

**d. Religious and interfaith groups**

	Male		Female		Unknown		Total		
	Freq.	Pct.	Freq.	Pct.	Freq.	Pct.	Freq.	Pct.	
01 Not involved	87	71	265	66	2	100	354	67.3	
02 Attended	22	18	84	21	0	0	106	20.2	
03 Actively involved	10	8	36	9	0	0	46	8.7	
04 Leadership position	4	3	16	4	0	0	20	3.8	
Valid responses =	123	23	401	76	2	0	526	98.5	

Invalid responses include no response or multiple responses.

**24e. Within the last year to what extent have you participated in any of the following activities**

**e. International and language groups**

	Male		Female		Unknown		Total		
	Freq.	Pct.	Freq.	Pct.	Freq.	Pct.	Freq.	Pct.	
01 Not involved	114	93	365	91	2	100	481	91.4	
02 Attended	6	5	26	6	0	0	32	6.1	
03 Actively involved	3	2	5	1	0	0	8	1.5	
04 Leadership position	0	0	5	1	0	0	5	1.0	
Valid responses =	123	23	401	76	2	0	526	98.5	

Invalid responses include no response or multiple responses.

**24f. Within the last year to what extent have you participated in any of the following activities**

**f. Minority and ethnic organizations**

	Male		Female		Unknown		Total		
	Freq.	Pct.	Freq.	Pct.	Freq.	Pct.	Freq.	Pct.	
01 Not involved	115	93	353	88	2	100	470	89.4	
02 Attended	4	3	31	8	0	0	35	6.7	
03 Actively involved	3	2	9	2	0	0	12	2.3	
04 Leadership position	1	1	8	2	0	0	9	1.7	
Valid responses =	123	23	401	76	2	0	526	98.5	

Invalid responses include no response or multiple responses.

**24g. Within the last year to what extent have you participated in any of the following activities**

**g. Political and social action groups**

	Male		Female		Unknown		Total		
	Freq.	Pct.	Freq.	Pct.	Freq.	Pct.	Freq.	Pct.	
01 Not involved	97	80	347	86	2	100	446	84.8	
02 Attended	14	11	25	6	0	0	39	7.4	
03 Actively involved	7	6	14	3	0	0	21	4.0	
04 Leadership position	4	3	16	4	0	0	20	3.8	
Valid responses =	122	23	402	76	2	0	526	98.5	

Invalid responses include no response or multiple responses.

**24h. Within the last year to what extent have you participated in any of the following activities**

**h. Music and other performing arts groups**

	Male		Female		Unknown		Total		
	Freq.	Pct.	Freq.	Pct.	Freq.	Pct.	Freq.	Pct.	
01 Not involved	79	65	296	74	2	100	377	71.7	
02 Attended	14	11	52	13	0	0	66	12.5	
03 Actively involved	23	19	45	11	0	0	68	12.9	
04 Leadership position	6	5	9	2	0	0	15	2.9	
Valid responses =	122	23	402	76	2	0	526	98.5	

Invalid responses include no response or multiple responses.

**24i. Within the last year to what extent have you participated in any of the following activities**

**i. Student newspaper, radio, TV, magazine, etc.**

	Male		Female		Unknown		Total		
	Freq.	Pct.	Freq.	Pct.	Freq.	Pct.	Freq.	Pct.	
01 Not involved	109	89	366	91	2	100	477	90.3	
02 Attended	8	7	20	5	0	0	28	5.3	
03 Actively involved	6	5	9	2	0	0	15	2.8	
04 Leadership position	0	0	8	2	0	0	8	1.5	
Valid responses =	123	23	403	76	2	0	528	98.9	

Invalid responses include no response or multiple responses.

**25a1. In the first column, indicate whether any of the following have happened to you within the last year while you were in and around campus. If you answered yes to any of these items, indicate in the second column if you had consumed alcohol or other drugs shortly before these incidents.**

**a. Ethnic or racial harassment (happened to you)**

	Male		Female		Unknown		Total		
	Freq.	Pct.	Freq.	Pct.	Freq.	Pct.	Freq.	Pct.	
01 Yes	6	5	29	7	0	0	35	6.7	
02 No	116	95	372	93	2	100	490	93.3	
Valid responses =	122	23	401	76	2	0	525	98.3	

Invalid responses include no response or multiple responses.

**25b1. In the first column, indicate whether any of the following have happened to you within the last year while you were in and around campus. If you answered yes to any of these items, indicate in the second column if you had consumed alcohol or other drugs shortly before these incidents.**

**b. Threats of physical violence (happened to you)**

	Male		Female		Unknown		Total		
	Freq.	Pct.	Freq.	Pct.	Freq.	Pct.	Freq.	Pct.	
01 Yes	16	13	24	6	0	0	40	7.7	
02 No	105	87	374	94	2	100	481	92.3	
Valid responses =	121	23	398	76	2	0	521	97.6	

Invalid responses include no response or multiple responses.

**25c1. In the first column, indicate whether any of the following have happened to you within the last year while you were in and around campus. If you answered yes to any of these items, indicate in the second column if you had consumed alcohol or other drugs shortly before these incidents.**

**c. Actual physical violence (happened to you)**

	Male		Female		Unknown		Total		
	Freq.	Pct.	Freq.	Pct.	Freq.	Pct.	Freq.	Pct.	
01 Yes	7	6	11	3	0	0	18	3.4	
02 No	116	94	387	97	2	100	505	96.6	
Valid responses =	123	24	398	76	2	0	523	97.9	

Invalid responses include no response or multiple responses.

**25d1. In the first column, indicate whether any of the following have happened to you within the last year while you were in and around campus. If you answered yes to any of these items, indicate in the second column if you had consumed alcohol or other drugs shortly before these incidents.**

**d. Theft involving force or threat of force (happened to you)**

	Male		Female		Unknown		Total		
	Freq.	Pct.	Freq.	Pct.	Freq.	Pct.	Freq.	Pct.	
01 Yes	5	4	3	1	0	0	8	1.5	
02 No	117	96	391	99	2	100	510	98.5	
Valid responses =	122	24	394	76	2	0	518	97.0	

Invalid responses include no response or multiple responses.

**25e1. In the first column, indicate whether any of the following have happened to you within the last year while you were in and around campus. If you answered yes to any of these items, indicate in the second column if you had consumed alcohol or other drugs shortly before these incidents.**

**e. Forced sexual touching or fondling (happened to you)**

	Male		Female		Unknown		Total		
	Freq.	Pct.	Freq.	Pct.	Freq.	Pct.	Freq.	Pct.	
01 Yes	11	9	22	6	0	0	33	6.3	
02 No	112	91	375	94	2	100	489	93.7	
Valid responses =	123	24	397	76	2	0	522	97.8	

Invalid responses include no response or multiple responses.

25f1. In the first column, indicate whether any of the following have happened to you within the last year while you were in and around campus. If you answered yes to any of these items, indicate in the second column if you had consumed alcohol or other drugs shortly before these incidents.

**f. Unwanted sexual intercourse (happened to you)**

	Male		Female		Unknown		Total	
	Freq.	Pct.	Freq.	Pct.	Freq.	Pct.	Freq.	Pct.
01 Yes	6	5	15	4	0	0	21	4.0
02 No	117	95	385	96	2	100	504	96.0
Valid responses =	123	23	400	76	2	0	525	98.3

Invalid responses include no response or multiple responses.

25a2. In the first column, indicate whether any of the following have happened to you within the last year while you were in and around campus. If you answered yes to any of these items, indicate in the second column if you had consumed alcohol or other drugs shortly before these incidents.

**a. Ethnic or racial harassment (had consumed alcohol or drugs)**

	Male		Female		Unknown		Total	
	Freq.	Pct.	Freq.	Pct.	Freq.	Pct.	Freq.	Pct.
01 Yes	2	33	0	0	0	0	2	5.7
02 No	4	67	29	100	0	0	33	94.3
Valid responses =	6	17	29	83	0	0	35	6.6

Invalid responses include no response or multiple responses.

25b2. In the first column, indicate whether any of the following have happened to you within the last year while you were in and around campus. If you answered yes to any of these items, indicate in the second column if you had consumed alcohol or other drugs shortly before these incidents.

**b. Threats of physical violence (had consumed alcohol or drugs)**

	Male		Female		Unknown		Total	
	Freq.	Pct.	Freq.	Pct.	Freq.	Pct.	Freq.	Pct.
01 Yes	12	75	7	29	0	0	19	47.5
02 No	4	25	17	71	0	0	21	52.5
Valid responses =	16	40	24	60	0	0	40	7.5

Invalid responses include no response or multiple responses.

25c2. In the first column, indicate whether any of the following have happened to you within the last year while you were in and around campus. If you answered yes to any of these items, indicate in the second column if you had consumed alcohol or other drugs shortly before these incidents.

**c. Actual physical violence (had consumed alcohol or drugs)**

	Male		Female		Unknown		Total	
	Freq.	Pct.	Freq.	Pct.	Freq.	Pct.	Freq.	Pct.
01 Yes	6	86	7	64	0	0	13	72.2
02 No	1	14	4	36	0	0	5	27.8
Valid responses =	7	39	11	61	0	0	18	3.4

Invalid responses include no response or multiple responses.

25d2. In the first column, indicate whether any of the following have happened to you within the last year while you were in and around campus. If you answered yes to any of these items, indicate in the second column if you had consumed alcohol or other drugs shortly before these incidents.

**d. Theft involving force or threat of force (had consumed alcohol or drugs)**

	Male		Female		Unknown		Total	
	Freq.	Pct.	Freq.	Pct.	Freq.	Pct.	Freq.	Pct.
01 Yes	1	20	0	0	0	0	1	12.5
02 No	4	80	3	100	0	0	7	87.5
Valid responses =	5	63	3	38	0	0	8	1.5

Invalid responses include no response or multiple responses.

**25e2. In the first column, indicate whether any of the following have happened to you within the last year while you were in and around campus. If you answered yes to any of these items, indicate in the second column if you had consumed alcohol or other drugs shortly before these incidents.**

**e. Forced sexual touching or fondling (had consumed alcohol or drugs)**

	Male		Female		Unknown		Total		
	Freq.	Pct.	Freq.	Pct.	Freq.	Pct.	Freq.	Pct.	
01 Yes	9	82	16	73	0	0	25	75.8	
02 No	2	18	6	27	0	0	8	24.2	
Valid responses =	11	33	22	67	0	0	33	6.2	

Invalid responses include no response or multiple responses.

**25f2. In the first column, indicate whether any of the following have happened to you within the last year while you were in and around campus. If you answered yes to any of these items, indicate in the second column if you had consumed alcohol or other drugs shortly before these incidents.**

**f. Unwanted sexual intercourse (had consumed alcohol or drugs)**

	Male		Female		Unknown		Total		
	Freq.	Pct.	Freq.	Pct.	Freq.	Pct.	Freq.	Pct.	
01 Yes	6	100	11	73	0	0	17	81.0	
02 No	0	0	4	27	0	0	4	19.0	
Valid responses =	6	29	15	71	0	0	21	3.9	

Invalid responses include no response or multiple responses.

**26a. How do you think your close friends feel (or would feel) about you...**

**a. Trying marijuana once or twice**

	Male		Female		Unknown		Total		
	Freq.	Pct.	Freq.	Pct.	Freq.	Pct.	Freq.	Pct.	
01 Don't disapprove	81	67	235	59	1	50	317	60.5	
02 Disapprove	17	14	86	21	0	0	103	19.7	
03 Strongly disapprove	23	19	80	20	1	50	104	19.8	
Valid responses =	121	23	401	77	2	0	524	98.1	

Invalid responses include no response or multiple responses.

**26b. How do you think your close friends feel (or would feel) about you...**

**b. Smoking marijuana occasionally**

	Male		Female		Unknown		Total		
	Freq.	Pct.	Freq.	Pct.	Freq.	Pct.	Freq.	Pct.	
01 Don't disapprove	63	52	173	43	0	0	236	45.0	
02 Disapprove	30	25	102	25	1	50	133	25.4	
03 Strongly disapprove	28	23	126	31	1	50	155	29.6	
Valid responses =	121	23	401	77	2	0	524	98.1	

Invalid responses include no response or multiple responses.

**26c. How do you think your close friends feel (or would feel) about you...**

**c. Smoking marijuana regularly**

	Male		Female		Unknown		Total		
	Freq.	Pct.	Freq.	Pct.	Freq.	Pct.	Freq.	Pct.	
01 Don't disapprove	44	37	81	20	0	0	125	23.9	
02 Disapprove	25	21	116	29	0	0	141	26.9	
03 Strongly disapprove	51	43	205	51	2	100	258	49.2	
Valid responses =	120	23	402	77	2	0	524	98.1	

Invalid responses include no response or multiple responses.

**Illinois State University (online) ( 2012 Other )**

SIUC/Core Institute  
374 East Grand Avenue  
(618) 453-4420  
Carbondale, IL 62901

Consortium Number = 7149  
Institution Number = 1581  
Number of Surveys = 534

**26d. How do you think your close friends feel (or would feel) about you...**

**d. Trying cocaine once or twice**

	Male		Female		Unknown		Total	
	Freq.	Pct.	Freq.	Pct.	Freq.	Pct.	Freq.	Pct.
01 Don't disapprove	20	17	22	6	0	0	42	8.0
02 Disapprove	26	21	69	17	0	0	95	18.2
03 Strongly disapprove	75	62	308	77	2	100	385	73.8
Valid responses =	121	23	399	76	2	0	522	97.8

Invalid responses include no response or multiple responses.

**26e. How do you think your close friends feel (or would feel) about you...**

**e. Taking cocaine regularly**

	Male		Female		Unknown		Total	
	Freq.	Pct.	Freq.	Pct.	Freq.	Pct.	Freq.	Pct.
01 Don't disapprove	7	6	7	2	0	0	14	2.7
02 Disapprove	15	13	32	8	0	0	47	9.0
03 Strongly disapprove	98	82	360	90	2	100	460	88.3
Valid responses =	120	23	399	77	2	0	521	97.6

Invalid responses include no response or multiple responses.

**26f. How do you think your close friends feel (or would feel) about you...**

**f. Trying LSD once or twice**

	Male		Female		Unknown		Total	
	Freq.	Pct.	Freq.	Pct.	Freq.	Pct.	Freq.	Pct.
01 Don't disapprove	28	23	27	7	0	0	55	10.5
02 Disapprove	23	19	65	16	0	0	88	16.8
03 Strongly disapprove	69	58	309	77	2	100	380	72.7
Valid responses =	120	23	401	77	2	0	523	97.9

Invalid responses include no response or multiple responses.

**26g. How do you think your close friends feel (or would feel) about you...**

**g. Taking LSD regularly**

	Male		Female		Unknown		Total	
	Freq.	Pct.	Freq.	Pct.	Freq.	Pct.	Freq.	Pct.
01 Don't disapprove	8	7	11	3	0	0	19	3.7
02 Disapprove	23	20	37	9	0	0	60	11.6
03 Strongly disapprove	86	74	352	88	2	100	440	84.8
Valid responses =	117	23	400	77	2	0	519	97.2

Invalid responses include no response or multiple responses.

**26h. How do you think your close friends feel (or would feel) about you...**

**h. Trying amphetamines once or twice**

	Male		Female		Unknown		Total	
	Freq.	Pct.	Freq.	Pct.	Freq.	Pct.	Freq.	Pct.
01 Don't disapprove	18	15	29	7	0	0	47	9.0
02 Disapprove	24	20	61	15	0	0	85	16.3
03 Strongly disapprove	79	65	309	77	2	100	390	74.7
Valid responses =	121	23	399	76	2	0	522	97.8

Invalid responses include no response or multiple responses.

**26i. How do you think your close friends feel (or would feel) about you...**

**i. Taking amphetamines regularly**

	Male		Female		Unknown		Total	
	Freq.	Pct.	Freq.	Pct.	Freq.	Pct.	Freq.	Pct.
01 Don't disapprove	10	8	9	2	0	0	19	3.7
02 Disapprove	18	15	44	11	0	0	62	12.0
03 Strongly disapprove	92	77	343	87	1	100	436	84.3
Valid responses =	120	23	396	77	1	0	517	96.8

Invalid responses include no response or multiple responses.

**26j. How do you think your close friends feel (or would feel) about you...**

**j. Taking one or two drinks of an alcoholic beverage (beer, wine, liquor) nearly every day**

	Male		Female		Unknown		Total	
	Freq.	Pct.	Freq.	Pct.	Freq.	Pct.	Freq.	Pct.
01 Don't disapprove	64	53	145	36	0	0	209	39.8
02 Disapprove	40	33	154	38	1	50	195	37.1
03 Strongly disapprove	17	14	103	26	1	50	121	23.0
Valid responses =	121	23	402	77	2	0	525	98.3

Invalid responses include no response or multiple responses.

**26k. How do you think your close friends feel (or would feel) about you...**

**k. Taking four or five drinks nearly every day**

	Male		Female		Unknown		Total	
	Freq.	Pct.	Freq.	Pct.	Freq.	Pct.	Freq.	Pct.
01 Don't disapprove	21	17	26	7	0	0	47	9.0
02 Disapprove	36	30	112	28	0	0	148	28.4
03 Strongly disapprove	64	53	261	65	2	100	327	62.6
Valid responses =	121	23	399	76	2	0	522	97.8

Invalid responses include no response or multiple responses.

**26l. How do you think your close friends feel (or would feel) about you...**

**l. Having five or more drinks in one setting**

	Male		Female		Unknown		Total	
	Freq.	Pct.	Freq.	Pct.	Freq.	Pct.	Freq.	Pct.
01 Don't disapprove	76	63	213	53	2	100	291	55.4
02 Disapprove	23	19	87	22	0	0	110	21.0
03 Strongly disapprove	22	18	102	25	0	0	124	23.6
Valid responses =	121	23	402	77	2	0	525	98.3

Invalid responses include no response or multiple responses.

**26m. How do you think your close friends feel (or would feel) about you...**

**m. Taking steroids for body building or improved athletic performance**

	Male		Female		Unknown		Total	
	Freq.	Pct.	Freq.	Pct.	Freq.	Pct.	Freq.	Pct.
01 Don't disapprove	12	10	11	3	0	0	23	4.4
02 Disapprove	20	17	91	23	0	0	111	21.2
03 Strongly disapprove	88	73	300	75	2	100	390	74.4
Valid responses =	120	23	402	77	2	0	524	98.1

Invalid responses include no response or multiple responses.



**27a. Do you believe that alcohol has any of the following effects**

**a. Breaks the ice**

	Male		Female		Unknown		Total		
	Freq.	Pct.	Freq.	Pct.	Freq.	Pct.	Freq.	Pct.	
01 Yes	103	84	344	85	2	100	449	85.2	
02 No	19	16	59	15	0	0	78	14.8	
Valid responses =	122	23	403	76	2	0	527	98.7	

Invalid responses include no response or multiple responses.

**27b. Do you believe that alcohol has any of the following effects**

**b. Enhances social activity**

	Male		Female		Unknown		Total		
	Freq.	Pct.	Freq.	Pct.	Freq.	Pct.	Freq.	Pct.	
01 Yes	103	84	336	84	2	100	441	83.8	
02 No	19	16	66	16	0	0	85	16.2	
Valid responses =	122	23	402	76	2	0	526	98.5	

Invalid responses include no response or multiple responses.

**27c. Do you believe that alcohol has any of the following effects**

**c. Makes it easier to deal with stress**

	Male		Female		Unknown		Total		
	Freq.	Pct.	Freq.	Pct.	Freq.	Pct.	Freq.	Pct.	
01 Yes	66	54	174	43	1	50	241	45.7	
02 No	56	46	229	57	1	50	286	54.3	
Valid responses =	122	23	403	76	2	0	527	98.7	

Invalid responses include no response or multiple responses.

**27d. Do you believe that alcohol has any of the following effects**

**d. Facilitates a connection with peers**

	Male		Female		Unknown		Total		
	Freq.	Pct.	Freq.	Pct.	Freq.	Pct.	Freq.	Pct.	
01 Yes	94	77	289	72	2	100	385	73.5	
02 No	28	23	111	28	0	0	139	26.5	
Valid responses =	122	23	400	76	2	0	524	98.1	

Invalid responses include no response or multiple responses.

**27e. Do you believe that alcohol has any of the following effects**

**e. Gives people something to talk about**

	Male		Female		Unknown		Total		
	Freq.	Pct.	Freq.	Pct.	Freq.	Pct.	Freq.	Pct.	
01 Yes	96	79	312	77	1	50	409	77.6	
02 No	26	21	91	23	1	50	118	22.4	
Valid responses =	122	23	403	76	2	0	527	98.7	

Invalid responses include no response or multiple responses.

**27f. Do you believe that alcohol has any of the following effects**

**f. Facilitates male bonding**

	Male		Female		Unknown		Total		
	Freq.	Pct.	Freq.	Pct.	Freq.	Pct.	Freq.	Pct.	
01 Yes	94	77	268	67	2	100	364	69.2	
02 No	28	23	134	33	0	0	162	30.8	
Valid responses =	122	23	402	76	2	0	526	98.5	

Invalid responses include no response or multiple responses.

**27g. Do you believe that alcohol has any of the following effects**

**g. Facilitates female bonding**

	Male		Female		Unknown		Total		
	Freq.	Pct.	Freq.	Pct.	Freq.	Pct.	Freq.	Pct.	
01 Yes	81	66	231	57	1	50	313	59.4	
02 No	41	34	172	43	1	50	214	40.6	
Valid responses =	122	23	403	76	2	0	527	98.7	

Invalid responses include no response or multiple responses.

**27h. Do you believe that alcohol has any of the following effects**

**h. Allows people to have more fun**

	Male		Female		Unknown		Total		
	Freq.	Pct.	Freq.	Pct.	Freq.	Pct.	Freq.	Pct.	
01 Yes	94	77	285	71	2	100	381	72.4	
02 No	28	23	117	29	0	0	145	27.6	
Valid responses =	122	23	402	76	2	0	526	98.5	

Invalid responses include no response or multiple responses.

**27i. Do you believe that alcohol has any of the following effects**

**i. Gives people something to do**

	Male		Female		Unknown		Total		
	Freq.	Pct.	Freq.	Pct.	Freq.	Pct.	Freq.	Pct.	
01 Yes	107	88	339	84	2	100	448	85.2	
02 No	14	12	64	16	0	0	78	14.8	
Valid responses =	121	23	403	77	2	0	526	98.5	

Invalid responses include no response or multiple responses.

**27j. Do you believe that alcohol has any of the following effects**

**j. Makes food taste better**

	Male		Female		Unknown		Total		
	Freq.	Pct.	Freq.	Pct.	Freq.	Pct.	Freq.	Pct.	
01 Yes	46	38	104	26	0	0	150	28.6	
02 No	76	62	296	74	2	100	374	71.4	
Valid responses =	122	23	400	76	2	0	524	98.1	

Invalid responses include no response or multiple responses.

**27k. Do you believe that alcohol has any of the following effects**

**k. Makes women sexier**

	Male		Female		Unknown		Total		
	Freq.	Pct.	Freq.	Pct.	Freq.	Pct.	Freq.	Pct.	
01 Yes	64	52	76	19	0	0	140	26.6	
02 No	58	48	326	81	2	100	386	73.4	
Valid responses =	122	23	402	76	2	0	526	98.5	

Invalid responses include no response or multiple responses.

**27l. Do you believe that alcohol has any of the following effects**

**l. Makes men sexier**

	Male		Female		Unknown		Total		
	Freq.	Pct.	Freq.	Pct.	Freq.	Pct.	Freq.	Pct.	
01 Yes	31	25	96	24	0	0	127	24.1	
02 No	91	75	306	76	2	100	399	75.9	
Valid responses =	122	23	402	76	2	0	526	98.5	

Invalid responses include no response or multiple responses.

**27m. Do you believe that alcohol has any of the following effects**

**m. Makes me sexier**

	Male		Female		Unknown		Total		
	Freq.	Pct.	Freq.	Pct.	Freq.	Pct.	Freq.	Pct.	
01 Yes	40	33	81	20	0	0	121	23.1	
02 No	82	67	319	80	2	100	403	76.9	
Valid responses =	122	23	400	76	2	0	524	98.1	

Invalid responses include no response or multiple responses.

**27n. Do you believe that alcohol has any of the following effects**

**n. Facilitates sexual opportunities**

	Male		Female		Unknown		Total		
	Freq.	Pct.	Freq.	Pct.	Freq.	Pct.	Freq.	Pct.	
01 Yes	76	64	208	52	1	50	285	54.5	
02 No	43	36	194	48	1	50	238	45.5	
Valid responses =	119	23	402	77	2	0	523	97.9	

Invalid responses include no response or multiple responses.

**28a. On this campus, drinking is a central part in the social life of the following groups**

**a. Male students**

	Male		Female		Unknown		Total		
	Freq.	Pct.	Freq.	Pct.	Freq.	Pct.	Freq.	Pct.	
01 Yes	111	91	371	93	2	100	484	92.2	
02 No	11	9	30	7	0	0	41	7.8	
Valid responses =	122	23	401	76	2	0	525	98.3	

Invalid responses include no response or multiple responses.

**28b. On this campus, drinking is a central part in the social life of the following groups**

**b. Female students**

	Male		Female		Unknown		Total		
	Freq.	Pct.	Freq.	Pct.	Freq.	Pct.	Freq.	Pct.	
01 Yes	104	85	352	88	2	100	458	87.1	
02 No	18	15	50	12	0	0	68	12.9	
Valid responses =	122	23	402	76	2	0	526	98.5	

Invalid responses include no response or multiple responses.

**28c. On this campus, drinking is a central part in the social life of the following groups**

**c. Faculty/staff**

	Male		Female		Unknown		Total		
	Freq.	Pct.	Freq.	Pct.	Freq.	Pct.	Freq.	Pct.	
01 Yes	28	23	56	14	0	0	84	16.1	
02 No	93	77	342	86	2	100	437	83.9	
Valid responses =	121	23	398	76	2	0	521	97.6	

Invalid responses include no response or multiple responses.

**28d. On this campus, drinking is a central part in the social life of the following groups**

**d. Alumni**

	Male		Female		Unknown		Total		
	Freq.	Pct.	Freq.	Pct.	Freq.	Pct.	Freq.	Pct.	
01 Yes	54	44	144	36	1	50	199	38.0	
02 No	68	56	256	64	1	50	325	62.0	
Valid responses =	122	23	400	76	2	0	524	98.1	

Invalid responses include no response or multiple responses.

**28e. On this campus, drinking is a central part in the social life of the following groups**

**e. Athletes**

	Male		Female		Unknown		Total		
	Freq.	Pct.	Freq.	Pct.	Freq.	Pct.	Freq.	Pct.	
01 Yes	83	68	252	63	2	100	337	64.6	
02 No	39	32	146	37	0	0	185	35.4	
Valid responses =	122	23	398	76	2	0	522	97.8	

Invalid responses include no response or multiple responses.

**28f. On this campus, drinking is a central part in the social life of the following groups**

**f. Fraternities**

	Male		Female		Unknown		Total		
	Freq.	Pct.	Freq.	Pct.	Freq.	Pct.	Freq.	Pct.	
01 Yes	113	93	386	96	2	100	501	95.2	
02 No	9	7	16	4	0	0	25	4.8	
Valid responses =	122	23	402	76	2	0	526	98.5	

Invalid responses include no response or multiple responses.

**28g. On this campus, drinking is a central part in the social life of the following groups**

**g. Sororities**

	Male		Female		Unknown		Total		
	Freq.	Pct.	Freq.	Pct.	Freq.	Pct.	Freq.	Pct.	
01 Yes	109	90	368	91	2	100	479	91.1	
02 No	12	10	35	9	0	0	47	8.9	
Valid responses =	121	23	403	77	2	0	526	98.5	

Invalid responses include no response or multiple responses.

**29a. Campus environment**

**a. Does the social atmosphere on this campus promote alcohol use**

	Male		Female		Unknown		Total		
	Freq.	Pct.	Freq.	Pct.	Freq.	Pct.	Freq.	Pct.	
01 Yes	85	70	272	68	2	100	359	68.4	
02 No	37	30	129	32	0	0	166	31.6	
Valid responses =	122	23	401	76	2	0	525	98.3	

Invalid responses include no response or multiple responses.

**29b. Campus environment**

**b. Does the social atmosphere promote other drug use**

	Male		Female		Unknown		Total		
	Freq.	Pct.	Freq.	Pct.	Freq.	Pct.	Freq.	Pct.	
01 Yes	38	31	91	23	0	0	129	24.6	
02 No	83	69	311	77	2	100	396	75.4	
Valid responses =	121	23	402	77	2	0	525	98.3	

Invalid responses include no response or multiple responses.

**29c. Campus environment**

**c. Do you feel safe on this campus**

	Male		Female		Unknown		Total		
	Freq.	Pct.	Freq.	Pct.	Freq.	Pct.	Freq.	Pct.	
01 Yes	117	96	372	92	2	100	491	93.2	
02 No	5	4	31	8	0	0	36	6.8	
Valid responses =	122	23	403	76	2	0	527	98.7	

Invalid responses include no response or multiple responses.

**30. Compared to other campuses with which you are familiar, this campus' use of alcohol is**

	Male		Female		Unknown		Total		
	Freq.	Pct.	Freq.	Pct.	Freq.	Pct.	Freq.	Pct.	
01 Higher	24	20	59	15	0	0	83	15.7	
02 Lower	11	9	56	14	0	0	67	12.7	
03 About the same	87	71	289	72	2	100	378	71.6	
Valid responses =	122	23	404	77	2	0	528	98.9	

Invalid responses include no response or multiple responses.

**31a. Housing preferences**

**a. If you live in university housing, do you live in a designated alcohol-free/drug-free residence hall**

	Male		Female		Unknown		Total		
	Freq.	Pct.	Freq.	Pct.	Freq.	Pct.	Freq.	Pct.	
01 Yes	53	55	206	60	0	0	259	58.6	
02 No	44	45	137	40	2	100	183	41.4	
Valid responses =	97	22	343	78	2	0	442	82.8	

Invalid responses include no response or multiple responses.

**31b. Housing preferences**

**b. If no, would you like to live in such a residence hall unit if it were available**

	Male		Female		Unknown		Total		
	Freq.	Pct.	Freq.	Pct.	Freq.	Pct.	Freq.	Pct.	
01 Yes	11	26	20	15	1	50	32	17.7	
02 No	32	74	116	85	1	50	149	82.3	
Valid responses =	43	24	136	75	2	1	181	33.9	

Invalid responses include no response or multiple responses.

**32a. To what extent do students on this campus care about the following issues**

**a. Alcohol and other drug use**

	Male		Female		Unknown		Total		
	Freq.	Pct.	Freq.	Pct.	Freq.	Pct.	Freq.	Pct.	
01 Not at all	33	27	88	22	0	0	121	23.0	
02 Slightly	50	41	170	42	1	50	221	42.1	
03 Somewhat	35	29	129	32	1	50	165	31.4	
04 Very much	3	2	15	4	0	0	18	3.4	
Valid responses =	121	23	402	77	2	0	525	98.3	

Invalid responses include no response or multiple responses.

**32b. To what extent do students on this campus care about the following issues**

**b. Campus vandalism**

	Male		Female		Unknown		Total		
	Freq.	Pct.	Freq.	Pct.	Freq.	Pct.	Freq.	Pct.	
01 Not at all	30	25	93	23	1	50	124	23.7	
02 Slightly	33	27	129	32	1	50	163	31.1	
03 Somewhat	43	36	139	35	0	0	182	34.7	
04 Very much	15	12	40	10	0	0	55	10.5	
Valid responses =	121	23	401	77	2	0	524	98.1	

Invalid responses include no response or multiple responses.

**32c. To what extent do students on this campus care about the following issues**

**c. Sexual assault**

	Male		Female		Unknown		Total	
	Freq.	Pct.	Freq.	Pct.	Freq.	Pct.	Freq.	Pct.
01 Not at all	9	7	12	3	0	0	21	4.0
02 Slightly	13	11	51	13	1	50	65	12.4
03 Somewhat	33	27	123	31	1	50	157	29.9
04 Very much	66	55	216	54	0	0	282	53.7
Valid responses =	121	23	402	77	2	0	525	98.3

Invalid responses include no response or multiple responses.

**32d. To what extent do students on this campus care about the following issues**

**d. Assaults that are non-sexual**

	Male		Female		Unknown		Total	
	Freq.	Pct.	Freq.	Pct.	Freq.	Pct.	Freq.	Pct.
01 Not at all	11	9	15	4	1	50	27	5.2
02 Slightly	23	19	69	17	0	0	92	17.6
03 Somewhat	57	47	166	41	1	50	224	42.7
04 Very much	30	25	151	38	0	0	181	34.5
Valid responses =	121	23	401	77	2	0	524	98.1

Invalid responses include no response or multiple responses.

**32e. To what extent do students on this campus care about the following issues**

**e. Harassment because of gender**

	Male		Female		Unknown		Total	
	Freq.	Pct.	Freq.	Pct.	Freq.	Pct.	Freq.	Pct.
01 Not at all	17	14	48	12	0	0	65	12.5
02 Slightly	33	28	108	27	1	50	142	27.3
03 Somewhat	44	37	136	34	1	50	181	34.7
04 Very much	24	20	109	27	0	0	133	25.5
Valid responses =	118	23	401	77	2	0	521	97.6

Invalid responses include no response or multiple responses.

**32f. To what extent do students on this campus care about the following issues**

**f. Harassment because of sexual orientation**

	Male		Female		Unknown		Total	
	Freq.	Pct.	Freq.	Pct.	Freq.	Pct.	Freq.	Pct.
01 Not at all	14	12	32	8	1	50	47	9.0
02 Slightly	35	29	96	24	0	0	131	25.0
03 Somewhat	38	31	146	37	1	50	185	35.4
04 Very much	34	28	126	32	0	0	160	30.6
Valid responses =	121	23	400	76	2	0	523	97.9

Invalid responses include no response or multiple responses.

**32g. To what extent do students on this campus care about the following issues**

**g. Harassment because of race or ethnicity**

	Male		Female		Unknown		Total	
	Freq.	Pct.	Freq.	Pct.	Freq.	Pct.	Freq.	Pct.
01 Not at all	15	13	40	10	0	0	55	10.5
02 Slightly	21	18	83	21	1	50	105	20.1
03 Somewhat	48	40	148	37	1	50	197	37.7
04 Very much	36	30	129	32	0	0	165	31.6
Valid responses =	120	23	400	77	2	0	522	97.8

Invalid responses include no response or multiple responses.

**32h. To what extent do students on this campus care about the following issues**

**h. harassment because of religion**

	Male		Female		Unknown		Total		
	Freq.	Pct.	Freq.	Pct.	Freq.	Pct.	Freq.	Pct.	
01 Not at all	25	21	68	17	1	50	94	17.9	
02 Slightly	26	21	113	28	0	0	139	26.5	
03 Somewhat	47	39	141	35	1	50	189	36.1	
04 Very much	23	19	79	20	0	0	102	19.5	
Valid responses =	121	23	401	77	2	0	524	98.1	

Invalid responses include no response or multiple responses.

**33. To what extent has your alcohol use changed within the last 12 months**

	Male		Female		Unknown		Total		
	Freq.	Pct.	Freq.	Pct.	Freq.	Pct.	Freq.	Pct.	
01 Increased	33	27	98	24	0	0	131	24.9	
02 About the same	41	34	139	34	1	50	181	34.4	
03 Decreased	35	29	98	24	1	50	134	25.5	
04 Did not use alcohol	12	10	68	17	0	0	80	15.2	
Valid responses =	121	23	403	77	2	0	526	98.5	

Invalid responses include no response or multiple responses.

**34. To what extent has your illegal drug use changed within the last 12 months**

	Male		Female		Unknown		Total		
	Freq.	Pct.	Freq.	Pct.	Freq.	Pct.	Freq.	Pct.	
01 Increased	10	8	23	6	0	0	33	6.4	
02 About the same	15	12	43	11	0	0	58	11.2	
03 Decreased	15	12	47	12	1	50	63	12.2	
04 Did not use drugs	82	67	281	71	1	50	364	70.3	
Valid responses =	122	24	394	76	2	0	518	97.0	

Invalid responses include no response or multiple responses.

**35a. How much do you think people risk harming themselves (physically or in other ways) if they...**

**a. Try marijuana once or twice**

	Male		Female		Unknown		Total		
	Freq.	Pct.	Freq.	Pct.	Freq.	Pct.	Freq.	Pct.	
01 No risk	77	65	169	42	1	50	247	47.4	
02 Slight risk	22	18	139	35	1	50	162	31.1	
03 Moderate risk	8	7	43	11	0	0	51	9.8	
04 Great risk	4	3	22	6	0	0	26	5.0	
05 Can't say	8	7	27	7	0	0	35	6.7	
Valid responses =	119	23	400	77	2	0	521	97.6	

Invalid responses include no response or multiple responses.

**35b. How much do you think people risk harming themselves (physically or in other ways) if they...**

**b. Smoke marijuana occasionally**

	Male		Female		Unknown		Total		
	Freq.	Pct.	Freq.	Pct.	Freq.	Pct.	Freq.	Pct.	
01 No risk	52	44	87	22	0	0	139	26.7	
02 Slight risk	37	31	135	34	2	100	174	33.4	
03 Moderate risk	18	15	116	29	0	0	134	25.7	
04 Great risk	6	5	39	10	0	0	45	8.6	
05 Can't say	5	4	24	6	0	0	29	5.6	
Valid responses =	118	23	401	77	2	0	521	97.6	

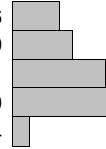
Invalid responses include no response or multiple responses.

**35c. How much do you think people risk harming themselves (physically or in other ways) if they...**

**c. Smoke marijuana regularly**

	Male		Female		Unknown		Total	
	Freq.	Pct.	Freq.	Pct.	Freq.	Pct.	Freq.	Pct.
01 No risk	33	28	43	11	0	0	76	14.6
02 Slight risk	23	19	75	19	0	0	98	18.9
03 Moderate risk	33	28	116	29	2	100	151	29.1
04 Great risk	23	19	143	36	0	0	166	32.0
05 Can't say	6	5	22	6	0	0	28	5.4
Valid responses =	118	23	399	77	2	0	519	97.2

Invalid responses include no response or multiple responses.

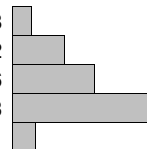


**35d. How much do you think people risk harming themselves (physically or in other ways) if they...**

**d. Try cocaine once or twice**

	Male		Female		Unknown		Total	
	Freq.	Pct.	Freq.	Pct.	Freq.	Pct.	Freq.	Pct.
01 No risk	14	12	16	4	0	0	30	5.8
02 Slight risk	28	24	56	14	0	0	84	16.2
03 Moderate risk	25	21	108	27	0	0	133	25.6
04 Great risk	42	35	191	48	2	100	235	45.3
05 Can't say	10	8	27	7	0	0	37	7.1
Valid responses =	119	23	398	77	2	0	519	97.2

Invalid responses include no response or multiple responses.

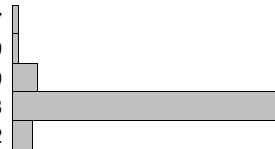


**35e. How much do you think people risk harming themselves (physically or in other ways) if they...**

**e. Take cocaine regularly**

	Male		Female		Unknown		Total	
	Freq.	Pct.	Freq.	Pct.	Freq.	Pct.	Freq.	Pct.
01 No risk	6	5	3	1	0	0	9	1.7
02 Slight risk	1	1	9	2	0	0	10	1.9
03 Moderate risk	10	8	31	8	0	0	41	7.9
04 Great risk	92	78	334	84	2	100	428	82.3
05 Can't say	9	8	23	6	0	0	32	6.2
Valid responses =	118	23	400	77	2	0	520	97.4

Invalid responses include no response or multiple responses.

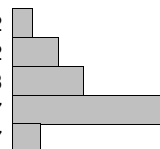


**35f. How much do you think people risk harming themselves (physically or in other ways) if they...**

**f. Try LSD once or twice**

	Male		Female		Unknown		Total	
	Freq.	Pct.	Freq.	Pct.	Freq.	Pct.	Freq.	Pct.
01 No risk	17	14	15	4	0	0	32	6.2
02 Slight risk	21	18	53	13	0	0	74	14.2
03 Moderate risk	22	19	93	23	1	50	116	22.3
04 Great risk	46	39	206	52	1	50	253	48.7
05 Can't say	12	10	33	8	0	0	45	8.7
Valid responses =	118	23	400	77	2	0	520	97.4

Invalid responses include no response or multiple responses.





**35g. How much do you think people risk harming themselves (physically or in other ways) if they...**

**g. Take LSD regularly**

	Male		Female		Unknown		Total	
	Freq.	Pct.	Freq.	Pct.	Freq.	Pct.	Freq.	Pct.
01 No risk	5	4	3	1	0	0	8	1.5
02 Slight risk	3	3	9	2	0	0	12	2.3
03 Moderate risk	15	13	28	7	1	50	44	8.5
04 Great risk	84	71	324	82	1	50	409	79.1
05 Can't say	11	9	33	8	0	0	44	8.5
Valid responses =	118	23	397	77	2	0	517	96.8

Invalid responses include no response or multiple responses.

**35h. How much do you think people risk harming themselves (physically or in other ways) if they...**

**h. Try amphetamines once or twice**

	Male		Female		Unknown		Total	
	Freq.	Pct.	Freq.	Pct.	Freq.	Pct.	Freq.	Pct.
01 No risk	13	12	11	3	0	0	24	4.8
02 Slight risk	16	14	54	14	0	0	70	13.9
03 Moderate risk	21	19	81	21	0	0	102	20.3
04 Great risk	50	44	197	51	1	50	248	49.3
05 Can't say	13	12	45	12	1	50	59	11.7
Valid responses =	113	22	388	77	2	0	503	94.2

Invalid responses include no response or multiple responses.

**35i. How much do you think people risk harming themselves (physically or in other ways) if they...**

**i. Take amphetamines regularly**

	Male		Female		Unknown		Total	
	Freq.	Pct.	Freq.	Pct.	Freq.	Pct.	Freq.	Pct.
01 No risk	4	3	3	1	0	0	7	1.3
02 Slight risk	5	4	9	2	0	0	14	2.7
03 Moderate risk	8	7	34	9	0	0	42	8.1
04 Great risk	87	74	313	78	1	50	401	77.3
05 Can't say	14	12	40	10	1	50	55	10.6
Valid responses =	118	23	399	77	2	0	519	97.2

Invalid responses include no response or multiple responses.

**35j. How much do you think people risk harming themselves (physically or in other ways) if they...**

**j. Take one or two drinks of an alcoholic beverage (beer, wine, liquor) nearly every day**

	Male		Female		Unknown		Total	
	Freq.	Pct.	Freq.	Pct.	Freq.	Pct.	Freq.	Pct.
01 No risk	33	28	40	10	0	0	73	14.0
02 Slight risk	33	28	123	31	0	0	156	29.9
03 Moderate risk	36	30	149	37	2	100	187	35.8
04 Great risk	9	8	78	19	0	0	87	16.7
05 Can't say	8	7	11	3	0	0	19	3.6
Valid responses =	119	23	401	77	2	0	522	97.8

Invalid responses include no response or multiple responses.

**35k. How much do you think people risk harming themselves (physically or in other ways) if they...**

**k. Take four or five drinks nearly every day**

	Male		Female		Unknown		Total		
	Freq.	Pct.	Freq.	Pct.	Freq.	Pct.	Freq.	Pct.	
01 No risk	9	8	3	1	0	0	12	2.3	
02 Slight risk	6	5	24	6	0	0	30	5.8	
03 Moderate risk	27	23	79	20	0	0	106	20.4	
04 Great risk	70	59	284	71	2	100	356	68.5	
05 Can't say	6	5	10	3	0	0	16	3.1	
Valid responses =	118	23	400	77	2	0	520	97.4	

Invalid responses include no response or multiple responses.

**35l. How much do you think people risk harming themselves (physically or in other ways) if they...**

**l. Have five or more drinks in one sitting**

	Male		Female		Unknown		Total		
	Freq.	Pct.	Freq.	Pct.	Freq.	Pct.	Freq.	Pct.	
01 No risk	14	12	7	2	0	0	21	4.0	
02 Slight risk	33	28	62	16	0	0	95	18.3	
03 Moderate risk	30	25	134	34	1	50	165	31.8	
04 Great risk	35	29	182	46	1	50	218	42.0	
05 Can't say	7	6	13	3	0	0	20	3.9	
Valid responses =	119	23	398	77	2	0	519	97.2	

Invalid responses include no response or multiple responses.

**35m. How much do you think people risk harming themselves (physically or in other ways) if they...**

**m. Take steroids for body building or improved athletic performance**

	Male		Female		Unknown		Total		
	Freq.	Pct.	Freq.	Pct.	Freq.	Pct.	Freq.	Pct.	
01 No risk	7	6	5	1	0	0	12	2.3	
02 Slight risk	12	10	28	7	0	0	40	7.7	
03 Moderate risk	28	24	110	28	1	50	139	26.9	
04 Great risk	56	49	210	53	0	0	266	51.5	
05 Can't say	12	10	47	12	1	50	60	11.6	
Valid responses =	115	22	400	77	2	0	517	96.8	

Invalid responses include no response or multiple responses.

**35n. How much do you think people risk harming themselves (physically or in other ways) if they...**

**n. Consume alcohol prior to being sexually active**

	Male		Female		Unknown		Total		
	Freq.	Pct.	Freq.	Pct.	Freq.	Pct.	Freq.	Pct.	
01 No risk	13	11	11	3	0	0	24	4.6	
02 Slight risk	31	26	64	16	0	0	95	18.3	
03 Moderate risk	38	32	140	35	1	100	179	34.5	
04 Great risk	24	20	169	42	0	0	193	37.2	
05 Can't say	12	10	16	4	0	0	28	5.4	
Valid responses =	118	23	400	77	1	0	519	97.2	

Invalid responses include no response or multiple responses.

**35o. How much do you think people risk harming themselves (physically or in other ways) if they...**

**o. Regularly engage in unprotected sexual activity with a single partner**

	Male		Female		Unknown		Total		
	Freq.	Pct.	Freq.	Pct.	Freq.	Pct.	Freq.	Pct.	
01 No risk	9	8	11	3	0	0	20	3.9	
02 Slight risk	29	25	52	13	0	0	81	15.8	
03 Moderate risk	31	26	137	35	0	0	168	32.7	
04 Great risk	40	34	180	46	1	50	221	43.0	
05 Can't say	9	8	14	4	1	50	24	4.7	
Valid responses =	118	23	394	77	2	0	514	96.3	

Invalid responses include no response or multiple responses.

**35p. How much do you think people risk harming themselves (physically or in other ways) if they...**

**p. Regularly engage in unprotected sexual activity with multiple partners**

	Male		Female		Unknown		Total		
	Freq.	Pct.	Freq.	Pct.	Freq.	Pct.	Freq.	Pct.	
01 No risk	5	4	2	0	0	0	7	1.3	
02 Slight risk	3	3	3	1	0	0	6	1.1	
03 Moderate risk	4	3	13	3	0	0	17	3.3	
04 Great risk	98	82	368	92	2	100	468	89.7	
05 Can't say	9	8	15	4	0	0	24	4.6	
Valid responses =	119	23	401	77	2	0	522	97.8	

Invalid responses include no response or multiple responses.

**36a. Did you have sexual intercourse within the last year?**

	Male		Female		Unknown		Total		
	Freq.	Pct.	Freq.	Pct.	Freq.	Pct.	Freq.	Pct.	
01 Yes	75	63	273	68	2	100	350	67.3	
02 No	44	37	126	32	0	0	170	32.7	
Valid responses =	119	23	399	77	2	0	520	97.4	

Invalid responses include no response or multiple responses.

**36b. Did you drink alcohol the last time you had sexual intercourse?**

	Male		Female		Unknown		Total		
	Freq.	Pct.	Freq.	Pct.	Freq.	Pct.	Freq.	Pct.	
01 Yes	24	32	64	23	0	0	88	25.1	
02 No	51	68	209	77	2	100	262	74.9	
Valid responses =	75	21	273	78	2	1	350	65.5	

Invalid responses include no response or multiple responses.

**36c. Did you use other drugs the last time you had sexual intercourse?**

	Male		Female		Unknown		Total		
	Freq.	Pct.	Freq.	Pct.	Freq.	Pct.	Freq.	Pct.	
01 Yes	9	12	10	4	0	0	19	5.4	
02 No	66	88	263	96	2	100	331	94.6	
Valid responses =	75	21	273	78	2	1	350	65.5	

Invalid responses include no response or multiple responses.

**37a. During the past 30 days, to what extent have you engaged in any of the following behaviors?**

**a. Refused an offer of alcohol or other drugs**

	Male		Female		Unknown		Total		
	Freq.	Pct.	Freq.	Pct.	Freq.	Pct.	Freq.	Pct.	
01 Never	39	33	107	27	0	0	146	28.2	
02 Once	18	15	93	23	0	0	111	21.5	
03 Twice	24	21	90	23	1	50	115	22.2	
04 3-5 times	22	19	81	20	1	50	104	20.1	
05 6-9 times	9	8	13	3	0	0	22	4.3	
06 10 or more times	5	4	14	4	0	0	19	3.7	
Valid responses =	117	23	398	77	2	0	517	96.8	

Invalid responses include no response or multiple responses.

**37b. During the past 30 days, to what extent have you engaged in any of the following behaviors?**

**b. Bragged about your alcohol or other drug use**

	Male		Female		Unknown		Total		
	Freq.	Pct.	Freq.	Pct.	Freq.	Pct.	Freq.	Pct.	
01 Never	85	71	327	82	1	50	413	79.4	
02 Once	11	9	33	8	0	0	44	8.5	
03 Twice	11	9	22	6	1	50	34	6.5	
04 3-5 times	7	6	13	3	0	0	20	3.8	
05 6-9 times	2	2	1	0	0	0	3	0.6	
06 10 or more times	3	3	3	1	0	0	6	1.2	
Valid responses =	119	23	399	77	2	0	520	97.4	

Invalid responses include no response or multiple responses.

**37c. During the past 30 days, to what extent have you engaged in any of the following behaviors?**

**c. Heard someone else brag about his/her alcohol or other drug use**

	Male		Female		Unknown		Total		
	Freq.	Pct.	Freq.	Pct.	Freq.	Pct.	Freq.	Pct.	
01 Never	23	20	63	16	0	0	86	16.6	
02 Once	12	10	28	7	1	50	41	7.9	
03 Twice	21	18	68	17	0	0	89	17.1	
04 3-5 times	32	27	135	34	0	0	167	32.2	
05 6-9 times	11	9	48	12	1	50	60	11.6	
06 10 or more times	18	15	58	15	0	0	76	14.6	
Valid responses =	117	23	400	77	2	0	519	97.2	

Invalid responses include no response or multiple responses.

**37d. During the past 30 days, to what extent have you engaged in any of the following behaviors?**

**d. Carried a weapon such as a gun, knife, etc. (do not count hunting situations or weapons used as part of your job)**

	Male		Female		Unknown		Total		
	Freq.	Pct.	Freq.	Pct.	Freq.	Pct.	Freq.	Pct.	
01 Never	106	89	383	96	1	50	490	94.2	
02 Once	3	3	6	2	0	0	9	1.7	
03 Twice	1	1	3	1	1	50	5	1.0	
04 3-5 times	3	3	3	1	0	0	6	1.2	
05 6-9 times	2	2	0	0	0	0	2	0.4	
06 10 or more times	4	3	4	1	0	0	8	1.5	
Valid responses =	119	23	399	77	2	0	520	97.4	

Invalid responses include no response or multiple responses.

**37e. During the past 30 days, to what extent have you engaged in any of the following behaviors?**

**e. Experienced peer pressure to drink or use drugs**

	Male		Female		Unknown		Total		
	Freq.	Pct.	Freq.	Pct.	Freq.	Pct.	Freq.	Pct.	
01 Never	54	46	221	55	1	50	276	53.3	
02 Once	25	21	54	14	0	0	79	15.3	
03 Twice	14	12	54	14	0	0	68	13.1	
04 3-5 times	11	9	57	14	0	0	68	13.1	
05 6-9 times	4	3	8	2	1	50	13	2.5	
06 10 or more times	9	8	5	1	0	0	14	2.7	
Valid responses =	117	23	399	77	2	0	518	97.0	

Invalid responses include no response or multiple responses.

**37f. During the past 30 days, to what extent have you engaged in any of the following behaviors?**

**f. Held a drink to have people stop bothering you about why you weren't drinking**

	Male		Female		Unknown		Total		
	Freq.	Pct.	Freq.	Pct.	Freq.	Pct.	Freq.	Pct.	
01 Never	102	86	330	83	2	100	434	83.5	
02 Once	4	3	35	9	0	0	39	7.5	
03 Twice	6	5	19	5	0	0	25	4.8	
04 3-5 times	3	3	12	3	0	0	15	2.9	
05 6-9 times	2	2	2	1	0	0	4	0.8	
06 10 or more times	2	2	1	0	0	0	3	0.6	
Valid responses =	119	23	399	77	2	0	520	97.4	

Invalid responses include no response or multiple responses.

**37g. During the past 30 days, to what extent have you engaged in any of the following behaviors?**

**g. Thought a sexual partner was not attractive because he/she was drunk**

	Male		Female		Unknown		Total		
	Freq.	Pct.	Freq.	Pct.	Freq.	Pct.	Freq.	Pct.	
01 Never	89	75	287	72	1	50	377	72.9	
02 Once	12	10	52	13	1	50	65	12.6	
03 Twice	6	5	32	8	0	0	38	7.4	
04 3-5 times	7	6	21	5	0	0	28	5.4	
05 6-9 times	4	3	2	1	0	0	6	1.2	
06 10 or more times	1	1	2	1	0	0	3	0.6	
Valid responses =	119	23	396	77	2	0	517	96.8	

Invalid responses include no response or multiple responses.

**37h. During the past 30 days, to what extent have you engaged in any of the following behaviors?**

**h. Told a sexual partner that he/she was not attractive because he/she was drunk**

	Male		Female		Unknown		Total		
	Freq.	Pct.	Freq.	Pct.	Freq.	Pct.	Freq.	Pct.	
01 Never	103	87	338	85	2	100	443	85.4	
02 Once	9	8	32	8	0	0	41	7.9	
03 Twice	5	4	15	4	0	0	20	3.9	
04 3-5 times	2	2	11	3	0	0	13	2.5	
05 6-9 times	0	0	2	1	0	0	2	0.4	
06 10 or more times	0	0	0	0	0	0	0	0.0	
Valid responses =	119	23	398	77	2	0	519	97.2	

Invalid responses include no response or multiple responses.

**38a. To what extent do you agree with the following statements?**

**a. I feel valued as a person on this campus**

	Male		Female		Unknown		Total		
	Freq.	Pct.	Freq.	Pct.	Freq.	Pct.	Freq.	Pct.	
01 Strongly agree	27	23	55	14	0	0	82	15.9	
02 Agree	47	39	183	46	1	50	231	44.7	
03 Neutral	28	24	116	29	0	0	144	27.9	
04 Disagree	11	9	24	6	1	50	36	7.0	
05 Strongly disagree	6	5	14	4	0	0	20	3.9	
06 Don't know	0	0	4	1	0	0	4	0.8	
Valid responses =	119	23	396	77	2	0	517	96.8	

Invalid responses include no response or multiple responses.

**38b. To what extent do you agree with the following statements?**

**b. I feel that faculty and staff care about me as a student**

	Male		Female		Unknown		Total		
	Freq.	Pct.	Freq.	Pct.	Freq.	Pct.	Freq.	Pct.	
01 Strongly agree	30	25	70	18	0	0	100	19.3	
02 Agree	46	39	200	51	1	50	247	47.8	
03 Neutral	31	26	93	23	0	0	124	24.0	
04 Disagree	9	8	21	5	1	50	31	6.0	
05 Strongly disagree	3	3	7	2	0	0	10	1.9	
06 Don't know	0	0	5	1	0	0	5	1.0	
Valid responses =	119	23	396	77	2	0	517	96.8	

Invalid responses include no response or multiple responses.

**38c. To what extent do you agree with the following statements?**

**c. I have a responsibility to contribute to the well-being of other students**

	Male		Female		Unknown		Total		
	Freq.	Pct.	Freq.	Pct.	Freq.	Pct.	Freq.	Pct.	
01 Strongly agree	31	26	73	18	0	0	104	20.2	
02 Agree	44	37	192	49	1	50	237	45.9	
03 Neutral	26	22	105	27	1	50	132	25.6	
04 Disagree	10	8	15	4	0	0	25	4.8	
05 Strongly disagree	7	6	5	1	0	0	12	2.3	
06 Don't know	1	1	5	1	0	0	6	1.2	
Valid responses =	119	23	395	77	2	0	516	96.6	

Invalid responses include no response or multiple responses.

**38d. To what extent do you agree with the following statements?**

**d. My campus encourages me to help others in need**

	Male		Female		Unknown		Total		
	Freq.	Pct.	Freq.	Pct.	Freq.	Pct.	Freq.	Pct.	
01 Strongly agree	29	24	59	15	1	50	89	17.3	
02 Agree	43	36	194	49	0	0	237	46.0	
03 Neutral	31	26	104	26	1	50	136	26.4	
04 Disagree	12	10	22	6	0	0	34	6.6	
05 Strongly disagree	2	2	6	2	0	0	8	1.6	
06 Don't know	2	2	9	2	0	0	11	2.1	
Valid responses =	119	23	394	77	2	0	515	96.4	

Invalid responses include no response or multiple responses.

**38e. To what extent do you agree with the following statements?**

**e. I abide by the university policy and regulations that concern alcohol and other drug use**

	Male		Female		Unknown		Total		
	Freq.	Pct.	Freq.	Pct.	Freq.	Pct.	Freq.	Pct.	
01 Strongly agree	36	31	111	28	1	50	148	28.7	
02 Agree	28	24	109	28	1	50	138	26.7	
03 Neutral	26	22	87	22	0	0	113	21.9	
04 Disagree	14	12	64	16	0	0	78	15.1	
05 Strongly disagree	13	11	11	3	0	0	24	4.7	
06 Don't know	1	1	14	4	0	0	15	2.9	
Valid responses =	118	23	396	77	2	0	516	96.6	

Invalid responses include no response or multiple responses.

**39a. In which of the following ways does other students' drinking interfere with your life on or around campus?**

**a. Interrupts your studying**

	Male		Female		Unknown		Total		
	Freq.	Pct.	Freq.	Pct.	Freq.	Pct.	Freq.	Pct.	
01 Yes	47	40	203	51	1	50	251	48.6	
02 No	71	60	193	49	1	50	265	51.4	
Valid responses =	118	23	396	77	2	0	516	96.6	

Invalid responses include no response or multiple responses.

**39b. In which of the following ways does other students' drinking interfere with your life on or around campus?**

**b. Makes you feel unsafe**

	Male		Female		Unknown		Total		
	Freq.	Pct.	Freq.	Pct.	Freq.	Pct.	Freq.	Pct.	
01 Yes	21	18	114	29	0	0	135	26.3	
02 No	96	82	281	71	2	100	379	73.7	
Valid responses =	117	23	395	77	2	0	514	96.3	

Invalid responses include no response or multiple responses.

**39c. In which of the following ways does other students' drinking interfere with your life on or around campus?**

**c. Messes up your physical living space (cleanliness, neatness, organization, etc.)**

	Male		Female		Unknown		Total		
	Freq.	Pct.	Freq.	Pct.	Freq.	Pct.	Freq.	Pct.	
01 Yes	45	38	147	37	2	100	194	37.7	
02 No	72	62	248	63	0	0	320	62.3	
Valid responses =	117	23	395	77	2	0	514	96.3	

Invalid responses include no response or multiple responses.

**39d. In which of the following ways does other students' drinking interfere with your life on or around campus?**

**d. Adversely affects your involvement on an athletic team or in other organized groups**

	Male		Female		Unknown		Total		
	Freq.	Pct.	Freq.	Pct.	Freq.	Pct.	Freq.	Pct.	
01 Yes	13	11	37	9	0	0	50	9.8	
02 No	105	89	354	91	2	100	461	90.2	
Valid responses =	118	23	391	77	2	0	511	95.7	

Invalid responses include no response or multiple responses.

**39e. In which of the following ways does other students' drinking interfere with your life on or around campus?**

**e. Prevents you from enjoying events (concerts, sports, social activities, etc.)**

	Male		Female		Unknown		Total		
	Freq.	Pct.	Freq.	Pct.	Freq.	Pct.	Freq.	Pct.	
01 Yes	16	14	72	18	0	0	88	17.1	
02 No	102	86	322	82	2	100	426	82.9	
Valid responses =	118	23	394	77	2	0	514	96.3	

Invalid responses include no response or multiple responses.

**39f. In which of the following ways does other students' drinking interfere with your life on or around campus?**

**f. Interferes in other way(s)**

	Male		Female		Unknown		Total		
	Freq.	Pct.	Freq.	Pct.	Freq.	Pct.	Freq.	Pct.	
01 Yes	34	29	158	40	0	0	192	37.3	
02 No	82	71	239	60	2	100	323	62.7	
Valid responses =	116	23	397	77	2	0	515	96.4	

Invalid responses include no response or multiple responses.

**39g. In which of the following ways does other students' drinking interfere with your life on or around campus?**

**g. Doesn't interfere with my life**

	Male		Female		Unknown		Total		
	Freq.	Pct.	Freq.	Pct.	Freq.	Pct.	Freq.	Pct.	
01 Yes	63	54	157	40	0	0	220	43.0	
02 No	54	46	236	60	2	100	292	57.0	
Valid responses =	117	23	393	77	2	0	512	95.9	

Invalid responses include no response or multiple responses.

**Type. Web Survey?**

	Male		Female		Unknown		Total		
	Freq.	Pct.	Freq.	Pct.	Freq.	Pct.	Freq.	Pct.	
01 Yes	124	100	407	100	3	100	534	100.0	
02 No	0	0	0	0	0	0	0	0.0	
Valid responses =	124	23	407	76	3	1	534	100.0	

Invalid responses include no response or multiple responses.

**40. Extra Question 1**

	Male		Female		Unknown		Total		
	Freq.	Pct.	Freq.	Pct.	Freq.	Pct.	Freq.	Pct.	
00 Response 0	9	8	11	3	0	0	20	3.9	
01 Response 1	36	31	86	22	0	0	122	23.6	
02 Response 2	55	47	184	46	1	50	240	46.4	
03 Response 3	18	15	116	29	1	50	135	26.1	
04 Response 4	0	0	0	0	0	0	0	0.0	
05 Response 5	0	0	0	0	0	0	0	0.0	
06 Response 6	0	0	0	0	0	0	0	0.0	
07 Response 7	0	0	0	0	0	0	0	0.0	
08 Response 8	0	0	0	0	0	0	0	0.0	
09 Response 9	0	0	0	0	0	0	0	0.0	
Valid responses =	118	23	397	77	2	0	517	96.8	

Invalid responses include no response or multiple responses.



**Illinois State University (online) ( 2012 Other )**

SIUC/Core Institute  
374 East Grand Avenue  
(618) 453-4420  
Carbondale, IL 62901

Consortium Number = 7149  
Institution Number = 1581  
Number of Surveys = 534

**Cross-tabulation Report**  
Core Alcohol and Drug Survey - Long Form

Wednesday, March 28, 2012  
Page 49 of 53

**40. Extra Question 2**

	Male		Female		Unknown		Total		
	Freq.	Pct.	Freq.	Pct.	Freq.	Pct.	Freq.	Pct.	
00 Response 0	92	78	309	78	1	50	402	77.6	
01 Response 1	17	14	57	14	0	0	74	14.3	
02 Response 2	9	8	32	8	1	50	42	8.1	
03 Response 3	0	0	0	0	0	0	0	0.0	
04 Response 4	0	0	0	0	0	0	0	0.0	
05 Response 5	0	0	0	0	0	0	0	0.0	
06 Response 6	0	0	0	0	0	0	0	0.0	
07 Response 7	0	0	0	0	0	0	0	0.0	
08 Response 8	0	0	0	0	0	0	0	0.0	
09 Response 9	0	0	0	0	0	0	0	0.0	
Valid responses =	118	23	398	77	2	0	518	97.0	

Invalid responses include no response or multiple responses.

**40. Extra Question 3**

	Male		Female		Unknown		Total		
	Freq.	Pct.	Freq.	Pct.	Freq.	Pct.	Freq.	Pct.	
00 Response 0	44	38	169	43	2	100	215	41.7	
01 Response 1	32	27	119	30	0	0	151	29.3	
02 Response 2	20	17	64	16	0	0	84	16.3	
03 Response 3	21	18	45	11	0	0	66	12.8	
04 Response 4	0	0	0	0	0	0	0	0.0	
05 Response 5	0	0	0	0	0	0	0	0.0	
06 Response 6	0	0	0	0	0	0	0	0.0	
07 Response 7	0	0	0	0	0	0	0	0.0	
08 Response 8	0	0	0	0	0	0	0	0.0	
09 Response 9	0	0	0	0	0	0	0	0.0	
Valid responses =	117	23	397	77	2	0	516	96.6	

Invalid responses include no response or multiple responses.

**40. Extra Question 4**

	Male		Female		Unknown		Total		
	Freq.	Pct.	Freq.	Pct.	Freq.	Pct.	Freq.	Pct.	
00 Response 0	25	21	90	23	0	0	115	22.3	
01 Response 1	46	39	162	41	1	50	209	40.6	
02 Response 2	30	25	115	29	1	50	146	28.3	
03 Response 3	17	14	28	7	0	0	45	8.7	
04 Response 4	0	0	0	0	0	0	0	0.0	
05 Response 5	0	0	0	0	0	0	0	0.0	
06 Response 6	0	0	0	0	0	0	0	0.0	
07 Response 7	0	0	0	0	0	0	0	0.0	
08 Response 8	0	0	0	0	0	0	0	0.0	
09 Response 9	0	0	0	0	0	0	0	0.0	
Valid responses =	118	23	395	77	2	0	515	96.4	

Invalid responses include no response or multiple responses.

**Illinois State University (online) ( 2012 Other )**

SIUC/Core Institute  
374 East Grand Avenue  
(618) 453-4420  
Carbondale, IL 62901

Consortium Number = 7149  
Institution Number = 1581  
Number of Surveys = 534

**Cross-tabulation Report**  
Core Alcohol and Drug Survey - Long Form

Wednesday, March 28, 2012  
Page 50 of 53

**40. Extra Question 5**

	Male		Female		Unknown		Total	
	Freq.	Pct.	Freq.	Pct.	Freq.	Pct.	Freq.	Pct.
00 Response 0	25	21	114	29	1	50	140	27.1
01 Response 1	38	32	130	33	0	0	168	32.5
02 Response 2	33	28	117	29	1	50	151	29.2
03 Response 3	22	19	36	9	0	0	58	11.2
04 Response 4	0	0	0	0	0	0	0	0.0
05 Response 5	0	0	0	0	0	0	0	0.0
06 Response 6	0	0	0	0	0	0	0	0.0
07 Response 7	0	0	0	0	0	0	0	0.0
08 Response 8	0	0	0	0	0	0	0	0.0
09 Response 9	0	0	0	0	0	0	0	0.0
Valid responses =	118	23	397	77	2	0	517	96.8

Invalid responses include no response or multiple responses.

**40. Extra Question 6**

	Male		Female		Unknown		Total	
	Freq.	Pct.	Freq.	Pct.	Freq.	Pct.	Freq.	Pct.
00 Response 0	71	61	250	63	2	100	323	62.7
01 Response 1	20	17	81	20	0	0	101	19.6
02 Response 2	13	11	40	10	0	0	53	10.3
03 Response 3	13	11	25	6	0	0	38	7.4
04 Response 4	0	0	0	0	0	0	0	0.0
05 Response 5	0	0	0	0	0	0	0	0.0
06 Response 6	0	0	0	0	0	0	0	0.0
07 Response 7	0	0	0	0	0	0	0	0.0
08 Response 8	0	0	0	0	0	0	0	0.0
09 Response 9	0	0	0	0	0	0	0	0.0
Valid responses =	117	23	396	77	2	0	515	96.4

Invalid responses include no response or multiple responses.

**40. Extra Question 7**

	Male		Female		Unknown		Total	
	Freq.	Pct.	Freq.	Pct.	Freq.	Pct.	Freq.	Pct.
00 Response 0	100	85	337	86	2	100	439	85.4
01 Response 1	11	9	43	11	0	0	54	10.5
02 Response 2	3	3	11	3	0	0	14	2.7
03 Response 3	4	3	3	1	0	0	7	1.4
04 Response 4	0	0	0	0	0	0	0	0.0
05 Response 5	0	0	0	0	0	0	0	0.0
06 Response 6	0	0	0	0	0	0	0	0.0
07 Response 7	0	0	0	0	0	0	0	0.0
08 Response 8	0	0	0	0	0	0	0	0.0
09 Response 9	0	0	0	0	0	0	0	0.0
Valid responses =	118	23	394	77	2	0	514	96.3

Invalid responses include no response or multiple responses.

**Illinois State University (online) ( 2012 Other )**

SIUC/Core Institute  
374 East Grand Avenue  
(618) 453-4420  
Carbondale, IL 62901

Consortium Number = 7149  
Institution Number = 1581  
Number of Surveys = 534

**Cross-tabulation Report**  
Core Alcohol and Drug Survey - Long Form

Wednesday, March 28, 2012  
Page 51 of 53

**40. Extra Question 8**

	Male		Female		Unknown		Total		
	Freq.	Pct.	Freq.	Pct.	Freq.	Pct.	Freq.	Pct.	
00 Response 0	33	28	148	37	0	0	181	35.2	
01 Response 1	26	22	128	32	2	100	156	30.4	
02 Response 2	30	26	73	18	0	0	103	20.0	
03 Response 3	27	23	47	12	0	0	74	14.4	
04 Response 4	0	0	0	0	0	0	0	0.0	
05 Response 5	0	0	0	0	0	0	0	0.0	
06 Response 6	0	0	0	0	0	0	0	0.0	
07 Response 7	0	0	0	0	0	0	0	0.0	
08 Response 8	0	0	0	0	0	0	0	0.0	
09 Response 9	0	0	0	0	0	0	0	0.0	
Valid responses =	116	23	396	77	2	0	514	96.3	

Invalid responses include no response or multiple responses.

**40. Extra Question 9**

	Male		Female		Unknown		Total		
	Freq.	Pct.	Freq.	Pct.	Freq.	Pct.	Freq.	Pct.	
00 Response 0	45	38	179	45	1	50	225	43.6	
01 Response 1	24	20	103	26	1	50	128	24.8	
02 Response 2	18	15	63	16	0	0	81	15.7	
03 Response 3	31	26	51	13	0	0	82	15.9	
04 Response 4	0	0	0	0	0	0	0	0.0	
05 Response 5	0	0	0	0	0	0	0	0.0	
06 Response 6	0	0	0	0	0	0	0	0.0	
07 Response 7	0	0	0	0	0	0	0	0.0	
08 Response 8	0	0	0	0	0	0	0	0.0	
09 Response 9	0	0	0	0	0	0	0	0.0	
Valid responses =	118	23	396	77	2	0	516	96.6	

Invalid responses include no response or multiple responses.

**40. Extra Question 10**

	Male		Female		Unknown		Total		
	Freq.	Pct.	Freq.	Pct.	Freq.	Pct.	Freq.	Pct.	
00 Response 0	64	55	241	61	1	50	306	59.3	
01 Response 1	22	19	93	23	1	50	116	22.5	
02 Response 2	17	15	29	7	0	0	46	8.9	
03 Response 3	10	9	14	4	0	0	24	4.7	
04 Response 4	3	3	21	5	0	0	24	4.7	
05 Response 5	0	0	0	0	0	0	0	0.0	
06 Response 6	0	0	0	0	0	0	0	0.0	
07 Response 7	0	0	0	0	0	0	0	0.0	
08 Response 8	0	0	0	0	0	0	0	0.0	
09 Response 9	0	0	0	0	0	0	0	0.0	
Valid responses =	116	22	398	77	2	0	516	96.6	

Invalid responses include no response or multiple responses.

**Illinois State University (online) ( 2012 Other )**

SIUC/Core Institute  
374 East Grand Avenue  
(618) 453-4420  
Carbondale, IL 62901

Consortium Number = 7149  
Institution Number = 1581  
Number of Surveys = 534

**Cross-tabulation Report**  
Core Alcohol and Drug Survey - Long Form

Wednesday, March 28, 2012  
Page 52 of 53

**40. Extra Question 11**

	Male		Female		Unknown		Total		
	Freq.	Pct.	Freq.	Pct.	Freq.	Pct.	Freq.	Pct.	
00 Response 0	19	16	72	18	0	0	91	17.6	
01 Response 1	17	15	54	14	0	0	71	13.8	
02 Response 2	32	28	93	23	1	50	126	24.4	
03 Response 3	40	34	133	33	1	50	174	33.7	
04 Response 4	8	7	46	12	0	0	54	10.5	
05 Response 5	0	0	0	0	0	0	0	0.0	
06 Response 6	0	0	0	0	0	0	0	0.0	
07 Response 7	0	0	0	0	0	0	0	0.0	
08 Response 8	0	0	0	0	0	0	0	0.0	
09 Response 9	0	0	0	0	0	0	0	0.0	
Valid responses =	116	22	398	77	2	0	516	96.6	

Invalid responses include no response or multiple responses.

**40. Extra Question 12**

	Male		Female		Unknown		Total		
	Freq.	Pct.	Freq.	Pct.	Freq.	Pct.	Freq.	Pct.	
00 Response 0	34	29	97	24	1	50	132	25.6	
01 Response 1	67	57	243	61	1	50	311	60.3	
02 Response 2	16	14	57	14	0	0	73	14.1	
03 Response 3	0	0	0	0	0	0	0	0.0	
04 Response 4	0	0	0	0	0	0	0	0.0	
05 Response 5	0	0	0	0	0	0	0	0.0	
06 Response 6	0	0	0	0	0	0	0	0.0	
07 Response 7	0	0	0	0	0	0	0	0.0	
08 Response 8	0	0	0	0	0	0	0	0.0	
09 Response 9	0	0	0	0	0	0	0	0.0	
Valid responses =	117	23	397	77	2	0	516	96.6	

Invalid responses include no response or multiple responses.

**40. Extra Question 13**

	Male		Female		Unknown		Total		
	Freq.	Pct.	Freq.	Pct.	Freq.	Pct.	Freq.	Pct.	
00 Response 0	2	3	6	3	0	0	8	3.2	
01 Response 1	12	18	33	18	0	0	45	17.9	
02 Response 2	48	73	138	75	2	100	188	74.9	
03 Response 3	2	3	4	2	0	0	6	2.4	
04 Response 4	2	3	2	1	0	0	4	1.6	
05 Response 5	0	0	0	0	0	0	0	0.0	
06 Response 6	0	0	0	0	0	0	0	0.0	
07 Response 7	0	0	0	0	0	0	0	0.0	
08 Response 8	0	0	0	0	0	0	0	0.0	
09 Response 9	0	0	0	0	0	0	0	0.0	
Valid responses =	66	26	183	73	2	1	251	47.0	

Invalid responses include no response or multiple responses.

**Illinois State University (online) ( 2012 Other )**

SIUC/Core Institute  
374 East Grand Avenue  
(618) 453-4420  
Carbondale, IL 62901

Consortium Number = 7149  
Institution Number = 1581  
Number of Surveys = 534

**Cross-tabulation Report**  
Core Alcohol and Drug Survey - Long Form

Wednesday, March 28, 2012  
Page 53 of 53

**40. Extra Question 14**

	Male		Female		Unknown		Total		
	Freq.	Pct.	Freq.	Pct.	Freq.	Pct.	Freq.	Pct.	
00 Response 0	2	2	8	2	0	0	10	1.9	
01 Response 1	5	4	1	0	0	0	6	1.2	
02 Response 2	8	7	9	2	0	0	17	3.3	
03 Response 3	102	87	380	95	2	100	484	93.6	
04 Response 4	0	0	0	0	0	0	0	0.0	
05 Response 5	0	0	0	0	0	0	0	0.0	
06 Response 6	0	0	0	0	0	0	0	0.0	
07 Response 7	0	0	0	0	0	0	0	0.0	
08 Response 8	0	0	0	0	0	0	0	0.0	
09 Response 9	0	0	0	0	0	0	0	0.0	
Valid responses =	117	23	398	77	2	0	517	96.8	

Invalid responses include no response or multiple responses.

**40. Extra Question 15**

	Male		Female		Unknown		Total		
	Freq.	Pct.	Freq.	Pct.	Freq.	Pct.	Freq.	Pct.	
00 Response 0	1	1	3	1	0	0	4	0.8	
01 Response 1	3	3	1	0	0	0	4	0.8	
02 Response 2	3	3	2	1	0	0	5	1.0	
03 Response 3	110	94	392	98	2	100	504	97.5	
04 Response 4	0	0	0	0	0	0	0	0.0	
05 Response 5	0	0	0	0	0	0	0	0.0	
06 Response 6	0	0	0	0	0	0	0	0.0	
07 Response 7	0	0	0	0	0	0	0	0.0	
08 Response 8	0	0	0	0	0	0	0	0.0	
09 Response 9	0	0	0	0	0	0	0	0.0	
Valid responses =	117	23	398	77	2	0	517	96.8	

Invalid responses include no response or multiple responses.

**40. Extra Question 16**

	Male		Female		Unknown		Total		
	Freq.	Pct.	Freq.	Pct.	Freq.	Pct.	Freq.	Pct.	
00 Response 0	41	35	130	32	1	50	172	33.1	
01 Response 1	11	9	114	28	0	0	125	24.0	
02 Response 2	26	22	35	9	1	50	62	11.9	
03 Response 3	13	11	34	8	0	0	47	9.0	
04 Response 4	3	3	11	3	0	0	14	2.7	
05 Response 5	16	14	51	13	0	0	67	12.9	
06 Response 6	7	6	26	6	0	0	33	6.3	
07 Response 7	0	0	0	0	0	0	0	0.0	
08 Response 8	0	0	0	0	0	0	0	0.0	
09 Response 9	0	0	0	0	0	0	0	0.0	
Valid responses =	117	23	401	77	2	0	520	97.4	

Invalid responses include no response or multiple responses.